



BOARD OF TRUSTEES
Regular Meeting Agenda
January 8, 2024 | 6:00 p.m.
Wallace W. Gee Building Boardroom | G222
1247 Jimmie Kerr Road | Graham NC

- I. Call to Order
- II. Call for Conflicts of Interest
- III. Introductions **pp 1-3**

Welcome Dr. Ken Ingle

General Williams

President, Alamance Community College (Feb 1, 2024)

Cody Byrd

Dr. Lisa Johnson

Horticulture Lab Manager

Mary Beth Morgan

Natural Science Department Head

Jimmie Burgess

Dr. Carol Disque

Success Coach, TRIO Student Support Services

Fred Keith

Ms. Kindra Bradley

Grants Coordinator / Executive Assistant

Lorena Sarmiento Espinosa

Mr. Justin Snyder

Chief High School Equivalency Examiner

IV. Meeting Minutes

All meeting minutes are drafted and will be finalized for the February 2024 meeting.

V. Presentation – no scheduled presentation.

VI. Committee Reports

A. Personnel Committee Report (*Crisp*)

1. 2024-2025 Holiday Calendar **p 4***
2. Employment Reports for November and December 2023 **pp 5-6**
3. Alamance Community College Climate Survey **pp 7-23**

* Requires Board of Trustees Action



BOARD OF TRUSTEES

Regular Meeting Agenda

January 8, 2024 | 6:00 p.m.

Wallace W. Gee Building Boardroom | G222

1247 Jimmie Kerr Road | Graham NC

B. Building and Grounds Committee Report (*Gomory*)

1. Capital project summary report **pp 24-25**
2. Capital project budget updates for November and December 2023 **p 26**
3. Capital project change orders signed by the President **p 27**
4. Capital project amendments/contracts signed by the President
5. Board of Trustees Tour (once all work completed = Feb or Mar)
 - a. Horticulture Building & Covington Education Center

C. Budget and Finance Committee Report (*Glidewell*)

1. FY 2024 Budget Resolution **pp 28-49**.....*
2. ACC Foundation Financial Report **pp 50-67**.....*
3. Financial Reports for November and December 2023 **pp 68-83**

D. Curriculum Committee Report (*Emmons*)

- 2024-2026 Academic Calendar **pp 84-107**.....*

VII. Other Reports

A. SGA Report (*Azavia Jones*) **pp 108-109**

B. Chair's Report (*Williams*)

1. Board of Trustees Retreat | Alamance Country Club | April 12, 2024
2. Statement of Economic Interest | Due April 15, 2024
3. Report on SEI Filing and Ethics Education **pp 110**

C. Faculty Affairs Committee Report (*Caitlin Cook*)

D. President's Report (*Keen*)

1. Enrollment Update (*Johnson & Snyder*)
2. Grants Office Update (*Bradley*) **pp 111-114**
3. ACC Foundation | Quarterly Update (*Rhode*) **pp 115-117**

E. Handout – no scheduled handout.



BOARD OF TRUSTEES
Regular Meeting Agenda
January 8, 2024 | 6:00 p.m.
Wallace W. Gee Building Boardroom | G222
1247 Jimmie Kerr Road | Graham NC

F. Announcements

1. 2024 ACCT National Legislative Summit, Feb 4-7, 2024 (Washington, DC)
 - a. Dr. Ingle
 - b. Mr. Glidewell
 - c. Mr. Gomory
2. 2024 NCACCT Law-Legislative Seminar, Mar 13-15, 2024 (Raleigh, NC)
3. Board of Trustees Retreat, Apr 12, 2024, Alamance Country Club
4. Statement of Economic Interest Due | Apr 15, 2024
5. ACC Commencement, Jun 14, 2024, Elon University at 7:00 p.m.

VIII. Adjournment

Board of Trustees | New Employee/Role Overviews

Employee Name	Employee Title	Start Date
Cody Byrd	Horticulture Lab Manager	Oct 23, 2023
<p>Degree(s) Certifications: AAS Horticulture Technology, Alamance Community College Currently Pursuing Bachelor of Science in Agriculture Education, North Carolina A&T</p>		
<p>Brief Background: Cody grew up on a small family farm in Northern Durham, where he developed a love for growing both edible and ornamental crops. This came to fruition in his Horticulture class in high school, which led him to attend ACC's Horticulture program. This is where he discovered the support for students and industry workers from both educators and industry personnel. That experience inspired Cody to return to ACC as a Lab Manager while completing his Bachelor's in AG Education at NCA&T. His hope is to use his experience coupled with education to combat the number of food deserts in Urban areas.</p>		
<p>Fun Fact: Growing up, Cody dreamed of being a farmer on the moon, but life had other plans.</p>		

Employee Name	Employee Title	Start Date
Mary Beth Morgan	Department Head – Natural Sciences Department	Oct 1, 2023
<p>Degree(s) Certifications: BS, Biology, Greensboro College MS, Biology, University of North Carolina at Greensboro MS, Nanoscience, University of North Carolina at Greensboro</p>		
<p>Brief Background: Mary Beth is a native of North Carolina and the first in her family to earn a college degree. After graduating from Greensboro College, she worked at LabCorp for three years. Still unsure of her plans for the future, she decided to go to graduate school. During her tenure at UNCG, she became an adjunct at Randolph Community College (and later at Forsyth Tech). Mary Beth soon realized that teaching in a community college setting was her passion. She became a full-time faculty member at ACC in August 2020 and has had the opportunity to grow in ways she never thought possible.</p>		
<p>Fun Fact: She is not a professional by any means, but started singing at weddings when she was 18 – even singing at her own!!</p>		

Employee Name	Employee Title	Start Date
Jimmie Burgess	Success Coach, TRIO Student Support Services	Jun 1, 2023
Degree(s) Certifications: B.A., Liberal Studies, North Carolina A&T State University		
Brief Background: <ul style="list-style-type: none"> • Admissions Outreach Recruiter, Alamance Community College, 8 months • Online Facilitator, Williams High School, 2 years • Youth Pastor (part-time), Ebenezer United Church of Christ, 2 years • Football Coach (part-time), Williams High School • Owner, Heavenly Touch Detailing, 16 years 		

Employee Name	Employee Title	Start Date
Fred Keith	Grants Coordinator & Executive Administrative Assistant	Oct 25, 2023
Degree(s) Certifications: BA Liberal Studies and Applied Cultural Thought, North Carolina A&T		
Brief Background: Fred comes to us after several years in various business capacities, specializing in account management. He is also a volunteer with two foundations and has recently been appointed to the Steering Committee of the Community Foundation of Greater Greensboro. During his reference checks, people were particularly impressed by his budgeting and Excel skills, people skills, and his thorough research in all tasks he undertakes, including in preparation for grant site visits. Fred has already been a great asset to the Grants Office in the two months since his hire.		
Fun Fact: Fred is a chef extraordinaire and one of his specialty dishes is crab cakes.		

Employee Name	Employee Title	Start Date
Lorena Sarmiento Espinosa	Chief High School Equivalency Examiner	Oct 1, 2023
<p>Degree(s) Certifications: Bachelor of Science in Marketing & International Business, Autónoma de Occidente University Certification Hiset, GED and TABE 11&12</p>		
<p>Brief Background: Lorena has been working here since 2021 in the ESL office as an Assessment Specialist:</p> <ul style="list-style-type: none"> • Manages intake and enrollment process of students into the ESL program • Coordinates and implements the student testing program (Placement Test and Post-test) • Monitors students in Advansys and Colleague • Performs class audits 		
<p>Fun Fact: Lorena likes to travel.</p>		

ACC Holidays 2024 – 2025

July 4, 2024	Independence Day	(Thursday)	1 Day
September 2, 2024	Labor Day	(Monday)	1 Day
November 28–29, 2024	Thanksgiving	(Thursday & Friday)	2 Days
December 25, 2024	Christmas Day	(Wednesday)	
December 24–27, 2024		(Tuesday - Friday)	4 Days
January 1, 2025	New Year's Day	(Wednesday)	1 Day
January 20, 2025	MLK Day	(Monday)	1 Day
April 18, 2025	Good Friday	(Friday)	1 Day
May 26, 2025	Memorial Day	(Monday)	1 Day
		Total:	12 Days

Workforce Analysis (Full-Time)
Occupational Categories

23-Nov

Occupation	Count	Age 40+ (Total)	Under Age 40 (Total)	Males (Total)	Females (Total)	African-American (Total)	American Indian/ Alaska Native (Total)	Asian (Total)	Hawaiian/ Pacific Islander (Total)	Hispanic (Total)	White (Total)
01 (Management Occupations)	29	24	5	6	23	5	0	0	0	0	24
02 (Business/Finance Opers)	6	5	1	0	6	4	0	0	0	1	1
03 (Comp/Eng/Science)	8	4	4	5	3	3	0	0	0	0	4
04 (Com Serv/Legal/Arts/Media)	13	8	5	5	8	6	0	0	0	0	6
05 (Postsecondary Teachers)	116	96	20	48	68	9	1	2	0	2	98
08 (Librarians)	1	1	0	0	1	0	0	0	0	0	1
10 (Academic Affairs)	27	18	9	12	15	5	0	0	0	3	19
12 (Service Occupations)	2	2	0	2	0	0	0	0	0	0	2
14 (Office & Admin Support)	42	27	15	5	37	7	0	1	0	5	26
15 (Natural Res/Constr/Maint)	1	0	1	1	0	0	0	0	0	0	0
TOTALS	245	185	60	84	161	39	1	3	0	11	181

New Full Time Employees:

Bettina Akukwe	Associate Vice-President for Corporate Education
Earl Smith III	PC Support Specialist
Brandy Fleming	Corporate Education Coordinator
Natalie Bower	Assistant Assistant, Administration and Facilities
Lisa Huffman	Administrative Assistant, Cosmetology
Todd Wanless	Department Head, Culinary

County

African American	16%	22%
American Indian / Alaska Native	0%	2%
Asian	1%	2%
Hawaaiian / Pacific Islander	0%	0%
Hispanic	4%	13%
White	74%	61%

Workforce Analysis (Full-Time)
Occupational Categories

23-Dec

Occupation	Count	Age 40+ (Total)	Under Age 40 (Total)	Males (Total)	Females (Total)	African-American (Total)	American Indian/ Alaska Native (Total)	Asian (Total)	Hawaiian/ Pacific Islander (Total)	Hispanic (Total)	White (Total)
01 (Management Occupations)	27	22	5	5	22	4	0	0	0	0	23
02 (Business/Finance Opers)	6	5	1	0	6	4	0	0	0	1	1
03 (Comp/Eng/Science)	8	4	4	5	3	3	0	0	0	0	4
04 (Com Serv/Legal/Arts/Media)	12	7	5	5	7	5	0	0	0	0	6
05 (Postsecondary Teachers)	117	97	20	48	69	9	2	2	0	2	98
08 (Librarians)	1	1	0	0	1	0	0	0	0	0	1
10 (Academic Affairs)	27	18	9	12	15	5	0	0	0	3	19
12 (Service Occupations)	2	2	0	2	0	0	0	0	0	0	2
14 (Office & Admin Support)	41	27	14	5	36	7	0	1	0	5	25
15 (Natural Res/Constr/Maint)	1	0	1	1	0	0	0	0	0	0	0
	242	183	59	83	159	37	2	3	0	11	179

New Full Time Employees

Samantheo Marcellus

Gina Bader

Patricia Alghali

Garrett Nance

Mattie Davis

Department Head University Transfer

Coordinator Career and College Promise

Academic Advisor (TRIO) and Student Wellness Counselor

Shipping and Receiving Clerk

Student Services Assistant, Registrar Office

County

African American	15%	22%
American Indian / Alaska Native	1%	2%
Asian	1%	2%
Hawaaiian / Pacific Islander	0%	0%
Hispanic	5%	13%
White	74%	61%

Overview/Objectives

The Association of Community College Trustees (ACCT) is pleased to submit a proposal/scope of work to assist the Alamance Community College (ACC) Board of Trustees with a climate survey as part of its onboarding process for its next president. The Board plays an important role in ensuring the success of the new president, particularly during the onboarding process. In anticipation of easing the challenges that come with a change in leadership, the new president needs a comprehensive understanding of the college climate. In addition, the board should hold a retreat to review the results of the climate survey and to address the opportunities and challenges that the results may glean. The retreat will also provide an opportunity to review and clarify the Board's roles and responsibilities and that of the president and administration, establish a positive Board-President relationship, articulate expectations, develop goals and priorities, and review the CEO evaluation process.

Proposed Scope of Work

- **Evaluation Design:** ACCT will draft a survey instrument for the Board to consider based on a Likert scale.
- **Evaluation Process:** ACCT will send an electronic link to either all or selected members of the college community. Selected members may include direct reports to the President, cabinet members/executive staff, indirect reports, leaders of constituent groups such as the faculty leadership, classified staff, student representatives, foundation leaders, select members of the broader community, and others to be determined and mutually agreed upon.
- ACCT will prepare a confidential summary analysis of the data collected disaggregated by group if deemed necessary for the board to review.
- ACCT Consultant, Kennon Briggs, will review the results of the survey with Board of Trustees and President as part of a full-day onboarding retreat. Mr. Briggs will facilitate a discussion to consider options to address concerns.

The retreat may also cover the following topics:

- Review and clarify the roles and responsibilities of the Board and College President and Administration.
- Review Board officer roles.
- Develop communication protocols.
- Establish initial goals and priorities.
- Review the Presidential Evaluation process.
- Optional: the ACCT Consultant can provide ongoing executive coaching and technical assistance to the President and Board Chair to support the success of the President and to enhance the Board-President relationship.

Proposed Timeline / Workflow

Date	Activity
TBD	ACCT drafts a climate survey.
TBD	ACC Board provides feedback/edits to ACCT.
TBD	ACC Board approves process and survey instrument.
TBD	ACC Board Chair (or designee) identify individuals asked to participate in the survey instrument and alerts individuals to expect an email from ACCT.
TBD	Data collection portal closes at 11:59 PM on a mutually agreed upon date.
TBD	ACCT prepares summary report of survey results.
TBD	The ACCT consultant meets with the Board Chair (and others or designees) to review report findings.
TBD	ACC Board retreat facilitated by ACCT consultant.

Fees

ACCT's fee and expense structure is cost effective and considers the ethical and judicious use of public funds.

Activity/Description	Fee
Survey. Includes development of a customized survey instrument, data collection, and preparation of a confidential summary analysis.	\$3,000
ACCT facilitated 1-day retreat	\$5,000+ travel expenses
Travel expenses*	Billed at cost.
Shipping	Billed at cost.
OPTIONAL	
ACCT executive coaching (up to 15 hours between TBD, and TBD; via video calls)	\$300/hour

*Note: ACCT consultants make their best efforts to travel at the lowest possible rates available. Shipping fees are billed at cost.

ABOUT ACCT

ACCT is recognized as the leading organization on community college governance. ACCT's purpose is to strengthen the capacity of community, technical and junior colleges and to foster the realization of their mission statements through effective board leadership and advocacy at the local, state, and national levels. Student access, equity, student success, completion, and institutional accountability represent the most important public policy work that governing boards can undertake to fulfill their governance and fiduciary responsibilities.

Contact

Colleen Allen, Director, Retreat and Evaluation Services
 Association of Community College Trustees (ACCT)
 1101 17th Street, NW, Suite 300
 Washington, DC 20036
 M: 202-558-8682 | callen@acct.org | www.acct.org

Recommended ACCT Consultant

Kennon D. Briggs

Prior to his retirement from the North Carolina Community College System (NCCCS) in 2012 after thirty-two years in state and local government, Kennon Briggs served for four and a half years as Executive Vice President and Chief of Staff, and for over a decade as Vice President for Finance and Chief Financial Officer for the System. Before coming to the NCCCS, Mr. Briggs had been a Senior Budget Analyst in the North Carolina Office of State Budget and Management for eleven years, with fiscal, policy and oversight responsibility for community colleges and the University of North Carolina System. He began his career in local government, as a County Manager in two counties in the state.

Since retiring, Mr. Briggs has served as either Interim President or Interim Chief Financial Officer at five community colleges in the NCCCS, and enjoys a robust consulting practice that includes Board of Trustees and senior leadership training and professional development, budget and policy analysis, operational and management assessments, and college bylaws and policy manual re-writes. He is considered an expert on community college law. Currently, he serves on the Board of Trustees at the University of North Carolina Asheville, is a Senior Advisor to Upswing, Inc. – a student services and learning company, and is a Subject Matter Expert on community colleges Accenture.

Mr. Briggs has a Bachelor of Arts and a Master of Public Administration from North Carolina State University, and has participated in post-graduate education and training in the School of Government at the University of North Carolina at Chapel Hill. In 2013 he received the “Order of the Long Leaf Pine”, the highest civilian award given by the Governor for exemplary service to and exceptional accomplishments on behalf of the State of North Carolina. In 2001 he was selected as the Outstanding Fiscal Officer in North Carolina state government. In 2023, he gave the Keynote Address to 300+ participants at The "Upswing Virtual Conference 2023: Equity in Education". Upswing is a student support and real-time, one-on-one tutoring technology start-up enterprise on a mission to end attrition.

ACC Presidential Profile Points

1. With respect to each strategic priority, the college will connect in new and innovative ways with its communities to deepen existing partnerships and establish new ones;
2. Immerse all students in learning experiences that promote and aid their success, ready them for employment, and lay a foundation for lifelong learning.
3. Equip both faculty and staff with resources and opportunities that enhance their engagement, further develop themselves professionally, and empower them to deliver exceptional teaching and student services; and ensure that all students, faculty and staff have the wherewithal to grow as healthy individuals.
4. Ensure excellence in teaching and learning, and accelerate successful student outcomes;
5. Connecting externally with local and state officials, education, business and industry partners, and communities throughout the county to increase public awareness of the services the college delivers; and maintain the fiscal integrity of ACC.
6. Shared governance is also practiced by the President with ACC's faculty and staff, enabling them to participate, when appropriate and through channels, in the decision-making process.
7. The President also has a duty to serve as an ambassador and advocate for the college.
8. The President is visible both internally and externally, provides leadership to advance diversity, and identifies ACC as a place of inclusion and respect within the entire service-delivery area.

Areas of focus:

1. College Employee Recruitment, Retention, Staffing and Support.
2. Provide Education and Training Program Opportunities That Students Desire and That Meet Local Business and Industry Needs.
3. Increase Student Participation by All Members of the Alamance County Community.
4. Business and Industry Support for a Competitive Market.

Suggested topics to cover:

- Collaboration
- Communication*
- Confidence in Senior Leadership
- Ethics and Compliance
- Equity and Inclusion*
- Faculty and Staff Well-being*
- Job Satisfaction and Support*
- Manager Effectiveness
- Mission and Pride*
- Participatory Governance*
- Performance Management
- Professional Development*



**DRAFT ALAMANCE COMMUNITY COLLEGE CLIMATE SURVEY
121323
NOT FOR DISTRIBUTION**

Dear ACC Staff, Faculty, Administrators and Friends,
The [Association of Community College Trustees](#) (ACCT) has been contracted to coordinate a climate survey for the Alamance Community College (ACC). As ACC welcomes their new president, the Board of Trustees is asking for your input on your experiences of working for or with ACC. This anonymous survey aims to identify areas of strength and areas for improvement. The results will be used to guide the Board of Trustees and Dr. XXX in developing goals and priorities to continue to ensure the ACC community is best served and upholds ACC's mission to transform lives through excellence in teaching, learning and service.

In collaboration with the ACC Board of Trustees, we are inviting you to complete this survey by **11:59 PM on DATE**.

ACCT will collect the responses and prepare a summary report for the Board of Trustees to review with the President. Your responses are anonymous.

Please only complete the survey once. If you are unable to complete the survey in one sitting, please use the same computer to complete the survey.

Directions: Please note a qualitative and quantitative assessment is sought for each item. The survey uses the following scale: 1 - Strongly disagree; 2 - Disagree; 3 - Neither agree or disagree; 4 - Agree; 5 - Strongly agree; N/O or DK - No opinion or don't know.

In addition, you have an option to provide comments at the end.

Thank you for taking the time to complete the survey. Your input is very important.

If you have any questions, you can contact Colleen Allen, Director, Retreat and Evaluation Services, ACCT, at 202-558-8682 or callen@acct.org.

Please select next to continue.



**DRAFT ALAMANCE COMMUNITY COLLEGE CLIMATE SURVEY
121323
NOT FOR DISTRIBUTION**

Please rate each item using the following scale:

1 - Strongly disagree; 2 - Disagree; 3 - Neither agree or disagree; 4 - Agree; 5 - Strongly agree; N/O or DK - No opinion or don't know.

Institutional Processes (Leadership, Mission, Educational Opportunity, Communication)

	1	2	3	4	5	No Opinion/Don't Know
1. The institutional mission, vision, and strategic goals are clear.	<input type="radio"/>	<input type="radio"/>	<input type="radio"/>	<input type="radio"/>	<input type="radio"/>	<input type="radio"/>
2. Professional development opportunities are available for faculty and staff.	<input type="radio"/>	<input type="radio"/>	<input type="radio"/>	<input type="radio"/>	<input type="radio"/>	<input type="radio"/>
3. Appropriate level of communications with internal constituencies of the College (Board of Trustees, faculty, administration, classified staff, and students) is maintained.	<input type="radio"/>	<input type="radio"/>	<input type="radio"/>	<input type="radio"/>	<input type="radio"/>	<input type="radio"/>
4. Staff, faculty and administrators are recognized for accomplishments.	<input type="radio"/>	<input type="radio"/>	<input type="radio"/>	<input type="radio"/>	<input type="radio"/>	<input type="radio"/>
5. Students participate in decision-making which affects them.	<input type="radio"/>	<input type="radio"/>	<input type="radio"/>	<input type="radio"/>	<input type="radio"/>	<input type="radio"/>
6. ACC's faculty and staff feel empowered to participate, when appropriate and through proper channels, in the decision-making process.	<input type="radio"/>	<input type="radio"/>	<input type="radio"/>	<input type="radio"/>	<input type="radio"/>	<input type="radio"/>
7. The value of excellence and quality within the institution is maintained and supported.	<input type="radio"/>	<input type="radio"/>	<input type="radio"/>	<input type="radio"/>	<input type="radio"/>	<input type="radio"/>
8. ACC's culture contributes to positive morale.	<input type="radio"/>	<input type="radio"/>	<input type="radio"/>	<input type="radio"/>	<input type="radio"/>	<input type="radio"/>
9. Personnel policies and procedures exist and are administered in accordance with all applicable state and federal laws, rules, and regulations.	<input type="radio"/>	<input type="radio"/>	<input type="radio"/>	<input type="radio"/>	<input type="radio"/>	<input type="radio"/>



**DRAFT ALAMANCE COMMUNITY COLLEGE CLIMATE SURVEY
121323
NOT FOR DISTRIBUTION**

Please rate each item using the following scale:

1 - Strongly disagree; 2 - Disagree; 3 - Neither agree or disagree; 4 - Agree; 5 - Strongly agree; N/O or DK - No opinion or don't know.

Student Success (Resources, Equity, Academic Standards)

	1	2	3	4	5	No Opinion/Don't Know
9. Faculty and Staff have the resources and opportunities to develop themselves professionally, and are empowered to deliver exceptional teaching and student services.	<input type="radio"/>	<input type="radio"/>	<input type="radio"/>	<input type="radio"/>	<input type="radio"/>	<input type="radio"/>
10. Excellence in teaching and learning is promoted.	<input type="radio"/>	<input type="radio"/>	<input type="radio"/>	<input type="radio"/>	<input type="radio"/>	<input type="radio"/>
11. Academic achievement/excellence is encouraged.	<input type="radio"/>	<input type="radio"/>	<input type="radio"/>	<input type="radio"/>	<input type="radio"/>	<input type="radio"/>
12. Access to higher education for underserved and minority populations is evident, and programs to ensure their success are in place.	<input type="radio"/>	<input type="radio"/>	<input type="radio"/>	<input type="radio"/>	<input type="radio"/>	<input type="radio"/>
12. There is sufficient openness and accessibility for all students.	<input type="radio"/>	<input type="radio"/>	<input type="radio"/>	<input type="radio"/>	<input type="radio"/>	<input type="radio"/>
13. Student retention efforts are promoted, initiated, and supported.	<input type="radio"/>	<input type="radio"/>	<input type="radio"/>	<input type="radio"/>	<input type="radio"/>	<input type="radio"/>



**DRAFT ALAMANCE COMMUNITY COLLEGE CLIMATE SURVEY
121323
NOT FOR DISTRIBUTION**

Please rate each item using the following scale:

1 - Strongly disagree; 2 - Disagree; 3 - Neither agree or disagree; 4 - Agree; 5 - Strongly agree; N/O or DK - No opinion or don't know.

Internal Relationships/Campus Climate/Employee Satisfaction

	1	2	3	4	5	No Opinion/Don't Know
14. Overall, this is a great place to work.	<input type="radio"/>	<input type="radio"/>	<input type="radio"/>	<input type="radio"/>	<input type="radio"/>	<input type="radio"/>
15. The college's culture feels inclusive.	<input type="radio"/>	<input type="radio"/>	<input type="radio"/>	<input type="radio"/>	<input type="radio"/>	<input type="radio"/>
17. The college is well run.	<input type="radio"/>	<input type="radio"/>	<input type="radio"/>	<input type="radio"/>	<input type="radio"/>	<input type="radio"/>
18. I would recommend the college to friends or family as a place to enroll.	<input type="radio"/>	<input type="radio"/>	<input type="radio"/>	<input type="radio"/>	<input type="radio"/>	<input type="radio"/>
19. I would recommend the college to friends or family as a place to work.	<input type="radio"/>	<input type="radio"/>	<input type="radio"/>	<input type="radio"/>	<input type="radio"/>	<input type="radio"/>
20. I have the resources to do my job effectively.	<input type="radio"/>	<input type="radio"/>	<input type="radio"/>	<input type="radio"/>	<input type="radio"/>	<input type="radio"/>
21. I understand how my job contributes to the College's mission.	<input type="radio"/>	<input type="radio"/>	<input type="radio"/>	<input type="radio"/>	<input type="radio"/>	<input type="radio"/>
22. I am proud to be a part of this college.	<input type="radio"/>	<input type="radio"/>	<input type="radio"/>	<input type="radio"/>	<input type="radio"/>	<input type="radio"/>
23. The college demonstrates a commitment to diversity.	<input type="radio"/>	<input type="radio"/>	<input type="radio"/>	<input type="radio"/>	<input type="radio"/>	<input type="radio"/>
24. Management demonstrates ethical behavior.	<input type="radio"/>	<input type="radio"/>	<input type="radio"/>	<input type="radio"/>	<input type="radio"/>	<input type="radio"/>
25. The board demonstrates ethical behavior.	<input type="radio"/>	<input type="radio"/>	<input type="radio"/>	<input type="radio"/>	<input type="radio"/>	<input type="radio"/>
26. Senior management communicates openly on important issues.	<input type="radio"/>	<input type="radio"/>	<input type="radio"/>	<input type="radio"/>	<input type="radio"/>	<input type="radio"/>
27. I understand the internal governance structure.	<input type="radio"/>	<input type="radio"/>	<input type="radio"/>	<input type="radio"/>	<input type="radio"/>	<input type="radio"/>
28. I participate in the internal governance structure.	<input type="radio"/>	<input type="radio"/>	<input type="radio"/>	<input type="radio"/>	<input type="radio"/>	<input type="radio"/>
29. Senior leadership has the skills and experience to lead successfully.	<input type="radio"/>	<input type="radio"/>	<input type="radio"/>	<input type="radio"/>	<input type="radio"/>	<input type="radio"/>
30. The college has effective personnel policies and staffing systems that includes recruiting and retaining a diverse, qualified, and talented workforce.	<input type="radio"/>	<input type="radio"/>	<input type="radio"/>	<input type="radio"/>	<input type="radio"/>	<input type="radio"/>

External Relations/Partnerships

	1	2	3	4	5	No Opinion/Don't Know
31. The College maintains positive relations with local and state media.	<input type="radio"/>	<input type="radio"/>	<input type="radio"/>	<input type="radio"/>	<input type="radio"/>	<input type="radio"/>
32. External constituents are regularly consulted to gauge their satisfaction with the College's progress.	<input type="radio"/>	<input type="radio"/>	<input type="radio"/>	<input type="radio"/>	<input type="radio"/>	<input type="radio"/>
33. The College actively supports the community and economic development of its service area.	<input type="radio"/>	<input type="radio"/>	<input type="radio"/>	<input type="radio"/>	<input type="radio"/>	<input type="radio"/>
34. The college is appropriately represented at the local and state level.	<input type="radio"/>	<input type="radio"/>	<input type="radio"/>	<input type="radio"/>	<input type="radio"/>	<input type="radio"/>
35. The College is prominent and favorably perceived in the community.	<input type="radio"/>	<input type="radio"/>	<input type="radio"/>	<input type="radio"/>	<input type="radio"/>	<input type="radio"/>
36. The college's commitment to business, industry, and the private sector is demonstrated through workforce development.	<input type="radio"/>	<input type="radio"/>	<input type="radio"/>	<input type="radio"/>	<input type="radio"/>	<input type="radio"/>



**DRAFT ALAMANCE COMMUNITY COLLEGE CLIMATE SURVEY
121323
NOT FOR DISTRIBUTION**

Please rate each item using the following scale:

1 - Strongly disagree; 2 - Disagree; 3 - Neither agree or disagree; 4 - Agree; 5 - Strongly agree; N/O or DK - No opinion or don't know.

General Management (fiscal, tech)

	1	2	3	4	5	No Opinion/Don't Know
37. Budget priorities relate to the College mission, goals, and long-range planning.	<input type="radio"/>	<input type="radio"/>	<input type="radio"/>	<input type="radio"/>	<input type="radio"/>	<input type="radio"/>
38. Planning and development of technology for administrative and academic purposes is adequate.	<input type="radio"/>	<input type="radio"/>	<input type="radio"/>	<input type="radio"/>	<input type="radio"/>	<input type="radio"/>
39. Technology is continuously upgraded and used as a tool to promote greater student access, learning options, service, efficiencies and productivity.	<input type="radio"/>	<input type="radio"/>	<input type="radio"/>	<input type="radio"/>	<input type="radio"/>	<input type="radio"/>
40. Maintenance and upgrades of the physical plant are adequate.	<input type="radio"/>	<input type="radio"/>	<input type="radio"/>	<input type="radio"/>	<input type="radio"/>	<input type="radio"/>



**DRAFT ALAMANCE COMMUNITY COLLEGE CLIMATE SURVEY
121323
NOT FOR DISTRIBUTION**

Three things I am proud of at Alamance Community College.

Three things I would like to change about Alamance Community College.

Other Comments



**DRAFT ALAMANCE COMMUNITY COLLEGE CLIMATE SURVEY
121323
NOT FOR DISTRIBUTION**

Thank you for taking the time to complete and return your candid responses for this survey. All responses will remain anonymous. Please select DONE to record your responses.

Institutional Climate Survey Sample Item Bank

Institutional Performance

- The institutional mission, vision, and institutional movement toward such goals are clear.
- The institution has processes in place for dealing effectively with unusual or crisis situations.
- Faculty scholarship, professional activity and grant activity is encouraged and supported.
- Professional development opportunities are available for faculty and staff.
- The College has moved in a more environmentally friendly direction.
- Appropriate level of communications with internal constituencies of the College (Board of Trustees, faculty, administration, classified staff, and students) is maintained.
- Recognition due to staff, faculty and administrators for accomplishments is given.
- Students participate in decision-making which affects them.
- The value of excellence and quality within the institution is maintained and supported.
- A collaborative, well-thought-out strategic plan for the institution exists.
- An atmosphere which contributes to positive morale exists.
- Personnel policies and procedures exist and are administered in accordance with all applicable state and federal laws, rules, and regulations.
- Annual performance appraisals are conducted.

Student Success

- The College emphasizes academic issues and improvement of student performance.
- The College demonstrates commitment to state community college performance outcomes for all programs, including but not limited to student enrollment, student retention, student transfer, student graduation, student placement, and employer satisfaction.
- There is sufficient openness and accessibility for all students.
- Reports on student learning outcomes are regularly created and reviewed.
- Academic achievement/excellence is encouraged.
- Access to higher education for underserved and minority populations is evident, and programs to ensure their success are in place.
- Programs are relevant, and accountability measures are presented to ensure excellence and quality.
- The needs of under-prepared students are supported through developmental, remedial, and adult basic education.
- There is flexibility in meeting student curricular needs (programs, schedules, delivery methodologies).
- Student retention efforts are promoted, initiated, and supported.

Community Relations

- The College maintains positive relations with various local and state media.
- Internal and external constituents are regularly consulted to gauge their satisfaction with the College's progress.
- The College actively supports the community and economic development of its service area.
- The college is appropriately represented at the local and state level.

- The impact the college has on the community is adequately monitored.
- Public and media relations are handled appropriately and constructively.
- The College is prominent and favorably perceived in the community.
- The college's commitment to service to business, industry, and the private sector is demonstrated through workforce development.

Fiscal Management

- There is stability and accountability in areas of budget and finance; priorities, expenditures, processes, and procedures are adequate considering fiscal constraints.
- The institution deals effectively and decisively with financial constraints and/or economic challenges.
- Plans and budgets reflect the needs of the College.
- Budget priorities relate to the College mission, goals, and long-range planning.
- Appropriate strategies for attracting funds to the institution exist.
- College-wide understanding of finance as it affects the institution is promoted.

Technology

- Planning and development of technology for administrative and academic purposes is adequate.
- Technology is continuously upgraded and used as a tool to promote greater student access, learning options, service, efficiencies and productivity.
- Maintenance and upgrades of the physical plant are adequate.
- Technology resources of the College, to promote greater efficiencies, are upgraded regularly or as needed.

Employee Satisfaction

- Overall, my unit is a good place to work.
- Overall, this is a great place to work.
- The college's culture feels inclusive.
- The college is well run.
- I would recommend the college to friends or family as a place to enroll.
- I would recommend the college to friends or family as a place to work.
- I am proud to be a part of this college.
- My skills and abilities are put to good use in my job.
- I have the autonomy to do my job.
- I have the resources to do my job effectively.
- I understand how my job contributes to the College's mission.
- My work is meaningful to me.
- My supervisor shows interest in my well-being.
- Job expectations are clear.
- My supervisor is fair and consistent.
- The college demonstrates a commitment to diversity.

- My coworkers behave ethically.
- Management demonstrates ethical behavior.
- The board demonstrates ethical behavior.
- I feel empowered to speak out without retribution.
- Senior management communicates openly on important issues.
- I understand internal governance structure.
- I participate in the internal governance structure.
- The onboarding process is relevant and effective.
- The college has clear and effective policies and procedures for dealing with discrimination.
- I trust I can report abuse or other ethical concerns without retribution.
- I trust alleged concerns will be investigated objectively.
- Senior leadership has the skills and experience to lead successfully.
- Senior leadership communicates the direction of the college well.
- The college is committed to supporting the professional development of staff.

**DECEMBER 2023 SUMMARY
BOND AND CAPITAL IMPROVEMENT PROJECTS**

BOND PROJECTS

STATUS SUMMARY

Biotechnology Center of Excellence

A few punch list items remain for the Gee additional parking lot. We are still working to coordinate a final visit by State Construction and hope to have that completed when they are on-site for our upcoming SCO construction meetings for the Main, Powell, Gee project.

Student Services Center

Resolute Builders has developed a plan to correct the issues on the main entrance stairs. The College is waiting for a proposal from an alternative contractor and will discuss both options with State Construction as to the best way to move forward.

Public Safety Training Center

Green Level Site:

With final bids coming in under budget, at the December special meeting, the Board of Trustees approved an amended GMP contract with Samet Corporation totaling \$19,953,668. This amended contract includes both the indoor firing range as well as the extended driving track. Samet has coordinated a preconstruction meeting for January 9, 2024 and is expected to begin mobilization on-site late January. The College has also named a committee who is currently working to coordinate a ground breaking ceremony for the project.

Burlington Site:

The ground lease with the City of Burlington was approved by the Board of Trustees at the December special meeting. We expect the lease to be presented to the Burlington City Council at one of their January meetings for mutual approval. Once approved, the lease will be sent to the NCCCS system office as required.

**Main, Powell & Gee Buildings –
Classroom, Lab, Offices, Library Reno/
Nursing Expansion/Childcare Updates**

The first phase of the project started in mid-December with demolition work proceeding in the Skills Center, the Library and the third floor of Powell building (nursing expansion). Significant coordination efforts are on-going between College staff and the general contractors to allow for the work to be completed in the multiple areas of the facilities that are still occupied.

CAPITAL PROJECTS

STATUS SUMMARY

Bill and Nancy Covington Education Center

The project is substantially complete. The one area that is slowing down the final occupancy is AT & T's coordination of internet/fiber connections so that cameras and data is operable. Finishes such as furniture, IT and AV equipment and cameras are also close to completion.

Gee Building Chiller Replacement Project

No new update. The new Daikin 140 ton chiller has been ordered through Hoffman & Hoffman. The chiller is scheduled to arrive 1/5/2024.

Main Server Room HVAC Replacement Project

No new update. The unit shows a scheduled delivery date of 3/15/2024.

Campus Wayfinding Master Planning Project

APCO provided the College with final construction/bidding documents as well as their exterior signage project estimate. The new project recommendation for exterior signage will be brought to the Board in February for consideration. The interior sign package has been split out from the exterior project until renovations are complete as part of the Main, Powell, Gee project.

Horticulture Technology Storage Building Project

The building is complete and we have our Certificate of Occupancy from the City. Shelving and storage is being installed by Horticulture departmental staff. Tear down and disposal of the old sheds that line the highway is expected to begin in January.

Budgeted Capital Improvement Projects Equal to or Less than \$50,000 Approved by the President (informational)

NO NEW UPDATES

Buildings and Grounds Committee Meeting					
Capital Project Budget Plan For Fiscal Year 2024					
As of November 30, 2023					
1	County Capital--Carry-forward Unspent Fund Balance	Budget	Actual	Remainder	
a.	Various minor repairs and maintenance projects	-	-	-	
b.	Master Backfill--Portion from County	175,200		175,200	
c.	savings (i.e. unspent allocation) from various projects	-	-	-	
		175,200	-	175,200	
2	County Capital--FY 2024 Allocation	Budget	Actual	Remainder	
a.	Various Campus Renovations & Repairs: (painting)	29,734	15,548	14,186	Monthly Aramark painting allotment \$2643
b.	Reserved for Emergency Repair Projects	50,000	-	50,000	Appr'vd Jan 2023
c.	Campus Capital Project Feasibility Study	35,200	-	35,200	Appr'vd Apr 2022
d.	Wayfinding Master Planning Project	9,645	-	9,645	Appr'vd Oct 2022
e.	IT Server Room HVAC	16,430	-	16,430	Appr'vd Oct 2022 (In FY23 Cannon awarded \$187,000 reimb. grant)
f.	Roofing Preventative Maintenance Year 5	30,000	8,832	21,168	Approv'd Jun 2023
g.	DC Downspout Installation	11,500	11,500	-	Appr'vd \$14,000 Jan 2023 , Completed.
h.	Esport Renovation	9,489	9,699	(210)	Appr'vd Oct 2022
i.	Gee Bldg-Chiller Project	142,734	-	142,734	Appr'vd Feb 2023
j.	Gee Building - Grit Blasting Project	29,352	29,352	0	Appr'vd \$31,334 May/June 2023; Completed.
k.	Gee Bldg-Fire Suppression System	23,000	-	23,000	Appr'vd Feb 2023
l.	Forklift Replacement	45,258	45,360	(102)	Appr'vd Aug 2023
m.	Variable Air Volume Controllers and Boxes Replacement (nc)	87,585	-	87,585	Appr'vd \$230,000 FY23 via HEERF but spent \$142,415 by deadline
n.	savings (i.e. unspent allocation) from various projects	16,073	-	16,073	
		536,000	120,291	415,709	
3	Bond Projects (County debt and capital reserves and includes dedicated State SCIF funds)	Budget	Total Expended	Remainder	
a.	Biotechnology Center of Excellence and Parking	19,453,093	18,178,115	1,274,978	\$16,510,212 County Bonds \$2,942,881 SCIF (*FY22*)
b.	Student Services Center	6,703,500	6,140,844	562,656	\$6,703,500 County Bonds
c.	Public Safety Training Center	24,157,164	971,216	23,185,948	\$13,350,218 County Bonds; \$5,306,946 (\$2,000,000 + \$6,306,946) County Capital Reserves and \$5,500,000 State
d.	Main, Powell, & Gee Buildings-Classrooms, Labs, Offices, Library/Nursing/Childcare Updates	5,088,981	358,998	4,729,983	\$3,036,070 County Bonds; \$652,911 (\$500,000 + \$152,911) County Capital Reserves; and \$1,400,000 SCIF FY22
e.	Satellite Location-West (Burlington)	-	-	-	
f.	Satellite Location-East (Mebane)	-	-	-	
		55,402,738	25,649,173	29,753,565	\$39.6M County bonds, \$2.5M County Reserves \$2.942 SCIF
4	Non-County Projects (federal, state, local grants)	Budget	Total Expended	Remainder	
a.	Master Backfill--Approved Connect NC Bond Funds	436,816		436,816	NC Connect Bonds (Now Available as State SCIF)
b.	HVAC Replacement - IT Server Room	187,000		187,000	Appr'vd Oct 22; Cannon Grant of \$187,000 awarded Jan 2023
c.	Variable Air Volume Controllers and Boxes Replacement	142,415	142,415	-	Appr'vd \$230,000 FY23 via HEERF but spent \$142,415 by deadline
d.	Covington Education Center: Utility Upgrades	380,550	226,003	154,547	Appr'vd \$380,550 via Grant: NC Tobacco Trust Fund Commission
e.	Horticulture Technology Storage Building Project	153,800	141,332	12,468	State: (SCIF FY22) Appr'vd Oct 22
f.	Cosmetology Renovation and New Stations	17,440	11,733	5,707	Cosmetology Live Project Proceeds - Appr'vd Sep 2023
	Savings (i.e. Unspent Allocation) from Various Projects	2,600,802	-	2,600,802	State: (SCIF FY22 & FY23 allocation)
		3,918,823	521,484	3,397,339	
	TOTAL CAPITAL PROJECTS	57,415,886	1,436,824		
	Funds Available for Future Projects	2,616,875			

Buildings and Grounds Committee Meeting					
Capital Project Budget Plan For Fiscal Year 2024					
As of December 31, 2023					
1	County Capital--Carry-forward Unspent Fund Balance	Budget	Actual	Remainder	
a.	Various minor repairs and maintenance projects	-	-	-	
b.	Master Backfill--Portion from County	175,200		175,200	
c.	savings (i.e. unspent allocation) from various projects	-	-	-	
		175,200	-	175,200	
2	County Capital--FY 2024 Allocation	Budget	Actual	Remainder	
a.	Various Campus Renovations & Repairs: (painting)	29,734	15,548	14,186	Monthly Aramark painting allotment \$2643
b.	Reserved for Emergency Repair Projects	50,000	-	50,000	Appr'vd Jan 2023
c.	Campus Capital Project Feasibility Study	35,200	-	35,200	Appr'vd Apr 2022
d.	Wayfinding Master Planning Project	9,645	-	9,645	Appr'vd Oct 2022
e.	IT Server Room HVAC	16,430	-	16,430	Appr'vd Oct 2022 (In FY23 Cannon awarded \$187,000 reimb. grant)
f.	Roofing Preventative Maintenance Year 5	30,000	8,832	21,168	Appr'vd Jun 2023
g.	DC Downspout Installation	11,500	11,500	-	Appr'vd \$14,000 Jan 2023 , Completed.
h.	Esport Renovation	9,489	9,699	(210)	Appr'vd Oct 2022
i.	Gee Bldg-Chiller Project	142,734	-	142,734	Appr'vd Feb 2023
j.	Gee Building - Grit Blasting Project	29,352	29,352	0	Appr'vd \$31,334 May/June 2023; Completed.
k.	Gee Bldg-Fire Suppression System	23,000	-	23,000	Appr'vd Feb 2023
l.	Forklift Replacement	45,258	45,360	(102)	Appr'vd Aug 2023
m.	Variable Air Volume Controllers and Boxes Replacement (nc)	87,585	-	87,585	Appr'vd \$230,000 FY23 via HEERF but spent \$142,415 by deadline
n.	savings (i.e. unspent allocation) from various projects	16,073	-	16,073	
		536,000	120,291	415,709	
3	Bond Projects (County debt and capital reserves and includes dedicated State SCIF funds)	Budget	Total Expended	Remainder	
a.	Biotechnology Center of Excellence and Parking	19,453,093	18,182,229	1,270,864	\$16,510,212 County Bonds \$2,942,881 SCIF (*FY22*)
b.	Student Services Center	6,703,500	6,143,131	560,369	\$6,703,500 County Bonds
c.	Public Safety Training Center	24,157,164	974,510	23,182,654	\$13,350,218 County Bonds; \$5,306,946 (\$2,000,000 + \$6,306,946) County Capital Reserves and \$5,500,000 State
d.	Main, Powell, & Gee Buildings-Classrooms, Labs, Offices, Library/Nursing/Childcare Updates	5,088,981	363,939	4,725,042	\$3,036,070 County Bonds; \$652,911 (\$500,000 + \$152,911) County Capital Reserves; and \$1,400,000 SCIF FY22
e.	Satellite Location-West (Burlington)	-	-	-	
f.	Satellite Location-East (Mebane)	-	-	-	
		55,402,738	25,663,809	29,738,929	\$39.6M County bonds, \$2.5M County Reserves \$2.942 SCIF
4	Non-County Projects (federal, state, local grants)	Budget	Total Expended	Remainder	
a.	Master Backfill--Approved Connect NC Bond Funds	436,816		436,816	NC Connect Bonds (Now Available as State SCIF)
b.	HVAC Replacement - IT Server Room	187,000		187,000	Appr'vd Oct 22; Cannon Grant of \$187,000 awarded Jan 2023
c.	Variable Air Volume Controllers and Boxes Replacement	142,415	142,415	-	Appr'vd \$230,000 FY23 via HEERF but spent \$142,415 by deadline
d.	Covington Education Center: Utility Upgrades	380,550	275,264	105,286	Appr'vd \$380,550 via Grant: NC Tobacco Trust Fund Commission
e.	Horticulture Technology Storage Building Project	153,800	141,332	12,468	State: (SCIF FY22) Appr'vd Oct 22
f.	Cosmetology Renovation and New Stations	17,440	11,733	5,707	Cosmetology Live Project Proceeds - Appr'vd Sep 2023
	Savings (i.e. Unspent Allocation) from Various Projects	2,600,802	-	2,600,802	State: (SCIF FY22 & FY23 allocation)
		3,918,823	570,744	3,348,079	
	TOTAL CAPITAL PROJECTS	57,415,886	1,500,720		
	Funds Available for Future Projects	2,616,875			



Budget & Finance Committee

January 5, 2024

FY 2024 Budget Resolution | DCC 2-1 | Fee Schedule | NCCCS 3-1

Budget Overview

The attached Proposed FY 2024 Budget Resolution includes details regarding a total budget of \$99,116,147 consisting of the following categories:

- \$ 33,365,696 State Funds
 - \$ 4,740,882 County Funds
 - \$ 7,697,663 Institutional Funds
 - \$ 53,320,906 Capital Projects (various sources)
- \$ 99,116,147 Grand Total FY 2024 Budget

In September 2023, the General Assembly passed a biennium budget for the current fiscal year and for the upcoming fiscal year. The State Board of Community Colleges (SBCC) approved a portion of the State allocations for all 58 community colleges in October and the final portion on November 17, 2023. The amount allocated to ACC for our base budget was \$29,400,785 which included a 4% salary increase for full time employees in fiscal year 2024. Salary increases for ACC employees were included in the November 30 paychecks.

Additionally, the System Office directed community colleges in December 2023 to submit a report (DCC 2-1) of planned expenditures for the State allocation base budget. ACC submitted its DCC 2-1 reporting base budget allocation of \$29,400,785 to the System Office pending Board approval.

The System Office has also communicated additional allocations to community colleges that included carryforward balances, SCIF (State Capital Infrastructure funds), and various other restricted and non-restricted funds. To date, ACC's state budget, including the \$29.4M base budget plus subsequent allocations, totals \$33,356,696.

Also in December 2023, the College received notification from the Office of State Budget and Management (OSBM) of three state directed grants awarded to ACC as part of the State Appropriations Act. Grant recipients are required to make application to the OSBM for each grant award. These grants are:

- Grant 50222: \$5,500,000
Provides a directed grant for capital improvements or equipment associated with a law enforcement training facility and indoor firing range.

- Grant 50223: \$100,000
Provides a directed grant to Alamance Community College for student support.
- Grant 50224: \$750,000
Provides a directed grant to Alamance Community College for the Triad East Center for Advanced Technology (TECAT).

To preserve the construction timeline for the Public Safety Training Center, the required forms and scope of work for Grant 50222 - \$5.5M have already been filed with the OSBM. Once approved by the OSBM, ACC will be allowed to amend the budget to include the \$5.5M. In the meantime, ACC is preparing to file for Grants 50224 and 50223.

Additionally, The System Office will require an updated Form 3-1 approving the use of the \$5.5M State grant for the Public Safety Training Center Project.

Note: Budget amendments will be submitted for Board approval as the College is awarded the OSBM-directed grants and for any other additional allocations from the System Office.

Enclosed for your review and consideration are the:

1. DCC 2-1 report outlining ACC's budget plan for the State base budget allocation of \$29,400,785.
2. Proposed FY 2024 Budget Resolution for a grand total of \$99,116,147
 - Reflects the State's entire allocation of \$33,365,696 (inclusive of \$29,400,785 base),
 - the County's allocation of \$4,740,882,
 - budgeted Institutional Funds of \$7,697,663,
 - and a capital project budget of \$53,320,906.
3. FY 2024 Fee Schedule
 - No recommended changes from FY 2023.
 - No Board approval required.
4. Form NCCCS 3-1 Amendment #5: Public Safety Training Center Project Budget

Proposed Action

Requesting that the Budget & Finance Committee recommend to the Board of Trustees the approval of the following:

1. DCC 2-1 planned expenditure report for the State base budget.
2. FY 2024 Budget Resolution
3. Form 3-1 Public Safety Training Center

NORTH CAROLINA COMMUNITY COLLEGE SYSTEM
 COLLEGE FY 2023-24 BUDGET
 (EXCLUDING CAPITAL IMPROVEMENT PROJECTS)

College Name: Alamance CC
 Institution Number: 886

	1 State Budget	2 County Budget	3 Institutional Budget	4 Total Budget
Revenue Detail (excluding capital improvement projects)				
State	\$ 29,400,785			\$ 29,400,785
*Includes Federal funds that are allocated to colleges by the State Board and are processed through the 112.				
County Funds				
County Appropriations (list each county separately below):				
Alamance County		\$ 4,029,682		\$ 4,029,682
		\$ -		\$ -
		\$ -		\$ -
		\$ -		\$ -
		\$ -		\$ -
		\$ -		\$ -
		\$ -		\$ -
(If necessary, add lines above for add'l counties)				
Misc. County Revenue		\$ -		\$ -
Total County Funds		\$ 4,029,682		\$ 4,029,682

Institutional Funds

Federal Sources:

Federal Pell and other Federal student aid grants			\$ 5,213,078	\$ 5,213,078
Federal Direct Loans				\$ -
Federal Work-Study Program			\$ 103,166	\$ 103,166
Other Federal Grants (list):			\$ -	\$ -
TRIO Student Services			\$ 261,888	\$ 261,888
PACE Support Program			\$ 472,538	\$ 472,538
AWESM Grant Program			\$ 91,608	\$ 91,608
C-Step Program			\$ 12,500	\$ 12,500
				\$ -
				\$ -
				\$ -
				\$ -
(If necessary, add lines above)				
Total Revenues From Federal	\$ -	\$ -	\$ 6,154,778	\$ 6,154,778

Fees:

College Access, Parking and Security (CAPS) Fees				\$ -
Student Activity Fees				\$ -
Course Specific Fees				\$ -
Instructional Technology Fees				\$ -
Self-Supporting Course Fees			\$ 172,000	\$ 172,000
Other Fees (list, if applicable):				\$ -
				\$ -
				\$ -
				\$ -
				\$ -
				\$ -
				\$ -
				\$ -
(If necessary, add lines above)				
Total Revenues from Fees	\$ -	\$ -	\$ 172,000	\$ 172,000

Proprietary/Other Revenues:

NORTH CAROLINA COMMUNITY COLLEGE SYSTEM
 COLLEGE FY 2023-24 BUDGET
 (EXCLUDING CAPITAL IMPROVEMENT PROJECTS)

College Name: Alamance CC
 Institution _____
 Number: 886

	1	2	3	4
	State Budget	County Budget	Institutional Budget	Total Budget
Revenue Detail (excluding capital improvement projects)				
Bookstore Receipts			\$ 100,000	\$ 100,000
Vending/Food Service Receipts			\$ 15,000	\$ 15,000
Live Projects/Patron Fees			\$ 345,000	\$ 345,000
Internal Service Funds				\$ -
Interest Income			\$ 43,340	\$ 43,340
NC Community College Grant Funds			\$ 132,117	\$ 132,117
Education Lottery Scholarship Funds				\$ -
Gifts and Donations				\$ -
Private (non-Federal) Grants			\$ 612,798	\$ 612,798
Endowment Income				\$ -
Other Miscellaneous Sources (list, if applicable):				\$ -
				\$ -
				\$ -
				\$ -
				\$ -
				\$ -
				\$ -
				\$ -
				\$ -
(If necessary, add lines above)				
Total Revenues from Proprietary/Other Sources:	\$ -	\$ -	\$ 1,248,255	\$ 1,248,255
Total Institutional Sources			\$ 7,575,033	\$ 7,575,033
Total Estimated Revenues	\$ 29,400,785	\$ 4,029,682	\$ 7,575,033	\$ 41,005,500
Fund Balance Appropriated				\$ -

**NORTH CAROLINA COMMUNITY COLLEGE SYSTEM
COLLEGE FY 2023-24 BUDGET
(EXCLUDING CAPITAL IMPROVEMENT PROJECTS)**

College Name: Alamance CC

Institution Number: 886

	1	2	3	4
	State Budget	County Budget	Institutional Budget	Total Budget
Expenditure Detail (excluding capital improvement projects)				
100 INSTITUTIONAL SUPPORT				
110 Executive Management	\$ 1,271,786	\$ 135,201		\$ 1,406,987
120 Financial Services	\$ 1,598,679			\$ 1,598,679
130 General Administration	\$ 1,963,896	\$ 475,750		\$ 2,439,646
140 Information Systems - Admin.	\$ 1,433,360			\$ 1,433,360
TOTAL INSTITUTIONAL SUPPORT	\$ 6,267,721	\$ 610,951	\$ 318,733	\$ 7,197,405
200 INSTRUCTIONAL - CURRICULUM				
220 Associate Degree	\$ 13,683,650			\$ 13,683,650
TOTAL INSTRUCTIONAL - CURRICULUM	\$ 13,683,650	\$ -	\$ 623,496	\$ 14,307,146
300 CONTINUING EDUCATION				
310 Occupational Education	\$ 1,597,322			\$ 1,597,322
311 Occupational Support	\$ 748,794			\$ 748,794
320 Basic Skills Plus				\$ -
321 Adult Basic Education/ESL	\$ 900,906			\$ 900,906
322 Adult High School & GED	\$ -			\$ -
323 Compensatory Education				\$ -
363 Small Business Center	\$ 167,222			\$ 167,222
364 Customized Trng - Bus & Ind Support (Admin.)	\$ 40,000			\$ 40,000
365 Customized Trng - Bus & Ind Support (Instruct.)	\$ 20,000			\$ 20,000
370 NC Military Business Center (FTCC)				\$ -
371 NC Research Campus - Kannapolis (RCCC)				\$ -
TOTAL CONTINUING EDUCATION	\$ 3,474,244	\$ -	\$ 122,000	\$ 3,596,244

**NORTH CAROLINA COMMUNITY COLLEGE SYSTEM
COLLEGE FY 2023-24 BUDGET
(EXCLUDING CAPITAL IMPROVEMENT PROJECTS)**

College Name: Alamance CC

Institution Number: 886

	1 State Budget	2 County Budget	3 Institutional Budget	4 Total Budget
Expenditure Detail (excluding capital improvement projects)				
400 ACADEMIC SUPPORT				
410 Library/Learning Center	\$ 544,539			\$ 544,539
421 Curriculum - Admin.	\$ 1,433,187			\$ 1,433,187
422 Continuing Education - Admin.	\$ 1,286,324			\$ 1,286,324
430 Information Systems - Academic				\$ -
TOTAL ACADEMIC SUPPORT	\$ 3,264,050	\$ -	\$ 22,183	\$ 3,286,233
500 STUDENT SUPPORT				
510 Student Services	\$ 2,506,797			\$ 2,506,797
530 Child Care	\$ 55,209			\$ 55,209
TOTAL STUDENT SUPPORT	\$ 2,562,006	\$ -	\$ 261,888	\$ 2,823,894
600 OPERATION & MAINTENANCE OF PLANT				
610 Plant Operation		\$ 2,764,119		\$ 2,764,119
620 Plant Maintenance		\$ 654,612		\$ 654,612
680 Innovation Quarters (Forsyth Tech CC)	\$ -	\$ -		\$ -
TOTAL OPERATION & MAINTENANCE OF PLANT	\$ -	\$ 3,418,731	\$ -	\$ 3,418,731
700 PROPRIETARY/OTHER			\$ 360,000	\$ 360,000
800 STUDENT AID			\$ 5,866,733	\$ 5,866,733
900 CAPITAL OUTLAY (excluding capital improvement projects)				
920 Equipment	\$ 51,079	\$ -		\$ 51,079
923 Basic Skills/Literacy Equipment				\$ -
930 Instructional Resources (Books)	\$ 44,433			\$ 44,433
940 Equipment - State CATEGORICAL Funds	\$ 53,602			\$ 53,602
TOTAL CAPITAL OUTLAY	\$ 149,114	\$ -	\$ -	\$ 149,114
TOTAL EXPENDITURES	\$ 29,400,785	\$ 4,029,682	\$ 7,575,033	\$ 41,005,500

NORTH CAROLINA COMMUNITY COLLEGE SYSTEM
COLLEGE FY 2023-24 BUDGET (EXCLUDING CAPITAL IMPROVEMENT PROJECTS)
OPTIONAL WORKSHEET

College Name: Alamance CC
 Institution Number: 886

3
Institutional Budget

Expenditure Detail (excluding capital improvement projects)	
INSTITUTIONAL BUDGET DETAIL	
01 CURRENT UNRESTRICTED	
1XX Institutional Support	\$ 54,340
2XX Instruction	
3XX Continuing Education	\$ 122,000
4XX Academic Support	\$ -
5XX Student Support	
6XX Plant Operations & Maint.	
7XX Proprietary/Other	
8XX Student Aid	
9XX Capital Outlay (excluding capital improvements)	
TOTAL CURRENT UNRESTRICTED	\$ 176,340
02 CURRENT RESTRICTED	
1XX Institutional Support	\$ 264,393
2XX Instruction	\$ 523,496
3XX Continuing Education	
4XX Academic Support	\$ 22,183
5XX Student Support	\$ 261,888
6XX Plant Operations & Maint.	
7XX Proprietary/Other	
8XX Student Aid	\$ 5,866,733
9XX Capital Outlay (excluding capital improvements)	\$ -
TOTAL CURRENT RESTRICTED	\$ 6,938,693

NORTH CAROLINA COMMUNITY COLLEGE SYSTEM
COLLEGE FY 2023-24 BUDGET (EXCLUDING CAPITAL IMPROVEMENT PROJECTS)
OPTIONAL WORKSHEET

College Name: Alamance CC
 Institution Number: 886

3
Institutional Budget

Expenditure Detail (excluding capital improvement projects)	
05 PROPRIETARY/OTHER (colleges will vary)	
72X Bookstore	\$ 100,000
73X Vending/Food Service	\$ 125,000
74X Parking	
76X Internal Services	
77X Student Activity	\$ 85,000
Other Proprietary/Other Activities (list below):	
Proprietary Projects	\$ 150,000
(If necessary, add lines above)	
9XX Capital Outlay (excluding capital improvements)	
TOTAL PROPRIETARY	\$ 460,000
06 LOAN FUNDS	
8XX Student Aid	
Total Institutional	
1XX Institutional Support	\$ 318,733
2XX Instruction	\$ 523,496
3XX Continuing Education	\$ 122,000
4XX Academic Support	\$ 22,183
5XX Student Support	\$ 261,888
6XX Plant Operations & Maint.	\$ -
7XX Proprietary/Other	\$ 460,000
8XX Student Aid	\$ 5,866,733
9XX Capital Outlay (excluding capital improvements)	\$ -
TOTAL INSTITUTIONAL	\$ 7,575,033

NORTH CAROLINA COMMUNITY COLLEGE SYSTEM
COLLEGE FY 2023-24 CAPITAL IMPROVEMENTS BUDGET

College Name: Alamance CC

Institution Number: 886

	1 State	2 County	3 Institutional	4 Total
Capital Improvement Revenues				
State Funds (funds reimbursed by System Office)*	\$ 1,703,849			\$ 1,703,849
County Funds				
County Appropriation for CI Projects		\$ 2,500,000		\$ 2,500,000
County GO Bond Funds		\$ 39,600,000		\$ 39,600,000
Other County Revenue/Financing		\$ 536,000		\$ 536,000
Fund Balance for CI Projects		\$ 175,200		\$ 175,200
County Subtotal		\$ 42,811,200		\$ 42,811,200
Institutional Funds				
Federal Grant				\$ -
Private Gift/Donation			\$ 380,550	\$ 380,550
Private Grant(s) and Other Sources (list below):				\$ -
			\$ 2,703,516	\$ 2,703,516
				\$ -
				\$ -
				\$ -
				\$ -
				\$ -
(If necessary, add lines above)				\$ -
Institutional Subtotal			\$ 3,084,066	\$ 3,084,066
Total Capital Improvement Project Revenues	\$ 1,703,849	\$ 42,811,200	\$ 3,084,066	\$ 47,599,115
Capital Improvement Expenditures				
910 Buildings and Grounds				\$ -
Repairs and Renovations/New Construction	\$ 1,703,849	\$ 42,811,200	\$ 3,084,066	\$ 47,599,115
Total Expenditures	\$ 1,703,849	\$ 42,811,200	\$ 3,084,066	\$ 47,599,115
NET (Est. Revenues - Expenditures)	\$ -	\$ -	\$ -	\$ -

NORTH CAROLINA COMMUNITY COLLEGE SYSTEM
COLLEGE FY 2023-24 BUDGET
(EXCLUDING CAPITAL IMPROVEMENT PROJECTS)

College Name: Alamance CC
 Institution Number: 886

	1		2		3		4
	State Budget		County Budget		Institutional Budget		Total Budget
Summary of Revenues (excluding capital improvement projects)							
State*	\$ 29,400,785						\$ 29,400,785
County Funds		\$	4,029,682			\$	4,029,682
Institutional Funds				\$	7,575,033	\$	7,575,033
Operating Revenue Subtotal	\$ 29,400,785	\$	4,029,682	\$	7,575,033	\$	41,005,500
Fund Balance Appropriated		\$	-	\$	-	\$	-
Total Funds Available	\$ 29,400,785	\$	4,029,682	\$	7,575,033	\$	41,005,500
Summary of Expenditures (excluding capital improvement projects)							
1XX Institutional Support	\$ 6,267,721	\$	610,951	\$	318,733	\$	7,197,405
2XX Curriculum Instruction	\$ 13,683,650	\$	-	\$	623,496	\$	14,307,146
3XX Continuing Education	\$ 3,474,244	\$	-	\$	122,000	\$	3,596,244
4XX Academic Support	\$ 3,264,050	\$	-	\$	22,183	\$	3,286,233
5XX Student Support	\$ 2,562,006	\$	-	\$	261,888	\$	2,823,894
6XX Plant Operations & Maint.	\$ -	\$	3,418,731	\$	-	\$	3,418,731
7XX Proprietary/Other	\$ -	\$	-	\$	360,000	\$	360,000
8XX Student Aid	\$ -	\$	-	\$	5,866,733	\$	5,866,733
9XX Capital Outlay (excluding capital improvements)	\$ 149,114	\$	-	\$	-	\$	149,114
Total Budgeted Expenditures	\$ 29,400,785	\$	4,029,682	\$	7,575,033	\$	41,005,500
Net (Est. Revenues - Expenditures)	\$ -	\$	-	\$	-	\$	-

*Includes Federal funds that are allocated to colleges by the State Board and are processed through the 112.

College	CURRENT OPERATING									PLANT FUND			CURRENT & CAPITAL TOTAL	
	1XX Institutional Support	2XX Curriculum Instruction	3XX Continuing Education	4XX Academic Support	5XX Student Support	6XX Plant Op & Maint.	7XX Proprietary/Oth er	8XX Student Aid	Subtotal	9XX Capital (ex. CI) CI Projects				
Alamance CC														
State	\$ 6,267,721	\$ 13,683,650	\$ 3,474,244	\$ 3,264,050	\$ 2,562,006	\$ -	\$ -	\$ -	29,251,671	\$ 149,114	\$ 1,703,849	\$	\$ 31,104,634	
County	\$ 610,951	\$ -	\$ -	\$ -	\$ -	\$ 3,418,731	\$ -	\$ -	4,029,682	\$ -	\$ 42,811,200	\$	\$ 46,840,882	
Institutional	\$ 318,733	\$ 623,496	\$ 122,000	\$ 22,183	\$ 261,888	\$ -	\$ 360,000	\$ 5,866,733	7,575,033	\$ -	\$ 3,084,066	\$	\$ 10,659,099	
Total	\$ 7,197,405	\$ 14,307,146	\$ 3,596,244	\$ 3,286,233	\$ 2,823,894	\$ 3,418,731	\$ 360,000	\$ 5,866,733	40,856,386	\$ 149,114	\$ 47,599,115	\$	\$ 88,604,615	

**NORTH CAROLINA COMMUNITY COLLEGE SYSTEM
COLLEGE BUDGET: FY 2023-24**

REQUIRED BUDGET REQUEST SIGN-OFF

The attached College Budget has been reviewed and approved on

January 8th, 2024 by the Board of Trustees of

Alamance Community College.

_____, Chairman.

Gen. Blake Williams, Chairman

The attached College Budget has been reviewed and approved in

the amount of \$ 41,005,500 on _____, 2024

by the County Commissioners of Alamance County.

_____, Chairman.

John Paisley, Chairman

ALAMANCE COMMUNITY COLLEGE
FISCAL YEAR 2023-2024 INITIAL BUDGET RESOLUTION

TO EXPIRE UPON ADOPTION OF A FINAL 2023-2024 BUDGET RESOLUTION

BE IT RESOLVED by the Board of Trustees of Alamance Community College:

Section 1A - The following amounts are hereby appropriated for the operation of the current operations and equipment purchases for operations in the State Current Fund for the fiscal year indicated (starts July 1 and ends June 30):

	Final Budget Fiscal Year	Initial Budget Fiscal Year	
	2022-2023	2023-2024	% change
Institutional Support			
Executive Management	1,335,310	1,299,907	-2.7%
Administrative and Fiscal Services	1,675,300	1,640,900	-2.1%
General Administration	1,878,745	2,012,021	7.1%
Information Systems (Administrative)	1,353,990	1,468,484	8.5%
Curriculum Instruction			
Curriculum Instruction	14,647,005	14,692,740	0.3%
Continuing Education			
Occupational Education Instruction	1,574,536	1,597,322	1.4%
Occupational Education Support	613,360	748,794	22.1%
Basic Skills	1,431,334	1,482,782	3.6%
Adult High School	168,497	168,497	0.0%
Small Business Center	164,469	167,222	1.7%
Customized Training	183,908	106,522	-42.1%
Apprenticeship Programs	373,814	349,179	-6.6%
Literacy Special Programs	48,126	60,554	25.8%
BioBetter Grant Program	289,857	284,323	-1.9%
Academic Support			
Library/Learning Center	642,419	557,882	-13.2%
Curriculum	1,898,122	1,468,308	-22.6%
Continuing Education	842,873	1,313,976	55.9%
Finish Line Administration	8,000	8,000	0.0%
Student Services			
Student Services	2,097,561	2,613,459	24.6%
Childcare	33,165	55,209	66.5%
Scholarships i.e. Golden Leaf Scholarship/GEER	576,801	273,221	-52.6%
Capital Outlay			
Equipment	548,178	104,681	-80.9%
Equipment - BioBetter Grant	838,280	838,280	0.0%
Books	44,817	44,433	-0.9%
Total State Current Fund Appropriation	33,268,467	33,356,696	0.3%

Section 1B - The following amounts are estimated to be available to the State Current Fund for current operations and equipment purchases for the fiscal year indicated (starts July 1 and ends June 30):

	Final FY 2023	Initial FY 2024	% change
State Board Formula Allotment			
Curriculum	13,815,429	14,522,292	5.1%
Continuing Education	2,042,472	1,966,659	-3.7%
Basic Skills	1,620,174	1,768,232	9.1%
Institutional Support	9,344,399	9,713,813	4.0%
Career & Technical Education (Perkins)	202,802	317,791	56.7%

**ALAMANCE COMMUNITY COLLEGE
FISCAL YEAR 2023-2024 INITIAL BUDGET RESOLUTION**

Small Business Center	164,469	167,222	1.7%
Customized Training	183,908	60,000	-67.4%
Apprenticeship Programs	378,064	349,179	-7.6%
High Cost Workforce Healthcare Startup	-	500,000	100.0%
Childcare	92,919	55,209	-40.6%
Performance Funding	298,624	281,439	-5.8%
Equipment Flexibility	1,040,654	952,858	-8.4%
Recruit and Retention Allotment	353,644	67,881	-80.8%
BioBetter Grant	1,128,137	1,122,603	-0.5%
Additional State Allocations	860,080	370,563	-56.9%
Dillingham Center Allotment	-	500,000	100.0%
State Fiscal Recovery Funds (Budge Stabilization)	1,742,692	640,955	-63.2%
Total State Current Funds	33,268,467	33,356,696	0.3%

Section 2A - The following amounts are hereby appropriated and available for the current operations and facility maintenance and repairs of institution in County Current Fund for the fiscal year indicated (starts July 1 and ends June 30):

	<u>Final FY 2023</u>	<u>Initial FY 2024</u>	<u>% change</u>
Institutional Support			
Current Expenses as College Support Services	617,830	610,951	-1.1%
Plant Operation and Maintenance			
Plant Operation	2,734,432	2,764,119	1.1%
Plant Maintenance	581,054	654,612	12.7%
Capital Outlays for Building & Grounds Repairs			
Maintenance Projects, Carryforward	886,135	175,200	-80.2%
Maintenance Projects, Current	388,200	536,000	38.1%
Total County Current Fund Appropriation	5,207,651	4,740,882	-9.0%

Section 2B - The following amounts are estimated to be available within the County Current Fund for current operations and facility maintenance and repairs for the fiscal year indicated (starts July 1 and ends June 30):

	<u>Final FY 2023</u>	<u>Initial FY 2024</u>	<u>% change</u>
County Appropriation for Current Expense	3,933,316	4,029,682	2.4%
County Appropriation for Capital Outlay	388,200	536,000	38.1%
Reserves from Prior Year Unspent County Appropriations	886,135	175,200	-80.2%
Total County Current Funds	5,207,651	4,740,882	-9.0%

Section 3A - The following amounts are hereby appropriated for the operations in the Institutional Accounting Fund for the fiscal year indicated (starts July 1 and ends June 30):

	<u>Final FY 2023</u>	<u>Initial FY 2024</u>	<u>% change</u>
Current Unrestricted			
Institutional Support	645,100	54,340	-91.6%
Continuing Education	221,000	122,000	-44.8%
Academic Support	-	5,531	100.0%
Current Restricted			
Institutional Support	877,197	-	-100.0%
Instruction	564,927	308,172	-45.4%
Continuing Education	314,970	264,393	-16.1%
Academic Support	-	406,204	100.0%
Student Aid	6,672,702	5,202,078	-22.0%
Student Support	261,888	874,945	234.1%
CARES (Student, Institutional, SIP)	1,715,931	-	-100.0%

**ALAMANCE COMMUNITY COLLEGE
FISCAL YEAR 2023-2024 INITIAL BUDGET RESOLUTION**

Proprietary			
Institutional Support	271,500	-	-100.0%
Student Support	158,000	135,000	-14.6%
Bookstore	596,000	100,000	-83.2%
Vending	43,000	15,000	-65.1%
Instruction /Support	125,000	210,000	68.0%
Total Institutional Fund Appropriation	12,467,215	7,697,663	-38.3%

Section 3B - The following amounts are estimated to be available to the Institutional Fund for the fiscal year indicated (starts July 1 and ends June 30):

Institutional Fund Revenues	Final FY 2023	Initial FY 2024	% change
Student Fees	315,000	135,000	-57.1%
Bookstore Income	596,000	100,000	-83.2%
Overhead Receipts	256,100	11,000	-95.7%
Self-Support Fees	586,000	153,340	-73.8%
Snack Bar	43,000	15,000	-65.1%
Other Patron Fees	150,000	215,531	43.7%
Interest Earned	24,000	12,000	-50.0%
Traffic Funds	158,000	-	-100.0%
<i>Subtotal Non-Grant Resources</i>	<i>2,128,100</i>	<i>641,871</i>	<i>-69.8%</i>
US Federal Work-Study Program	178,166	103,166	-42.1%
Pell	5,972,351	5,103,078	-14.6%
SEOG	102,351	99,000	-3.3%
Federal TRIO Student Services	261,888	261,888	0.0%
CARES Student Relief	29,170	8,402	-71.2%
CARES Institutional Relief	1,529,261	-	-100.0%
CARES SIP (PACE Program)	157,500	472,538	200.0%
Educational Lottery Grant	184,000	-	-100.0%
Community College State Grant	414,000	132,117	-68.1%
Other Grants	1,510,428	875,603	-42.0%
Total Institutional Funds	12,467,215	7,697,663	-38.3%

Section 4A - The following amounts are hereby re-appropriated for the continuing capital projects within the Institutional Accounting Fund for the fiscal year indicated (starts July 1 and ends June 30):

	Final FY 2023	Initial FY 2024
County Bond Projects	39,600,000	39,600,000
County Other Projects	2,500,000	5,959,857
State Connect NC Bond Projects	436,816	436,816
State Capital & Infrastructure Funds	8,328,020	6,943,683
Other Grant Projects	380,550	380,550
Total Institutional Accounting Fund--Capital Appropriations	51,245,386	53,320,906

**ALAMANCE COMMUNITY COLLEGE
FISCAL YEAR 2023-2024 INITIAL BUDGET RESOLUTION**

Section 4B - The following amounts are estimated to be available within the Institutional Accounting Fund for continuing capital projects for the fiscal year indicated (starts July 1 and ends June 30):

	Final FY 2023	Initial FY 2024
County Bond Proceeds	39,600,000	39,600,000
Other County Funds	2,500,000	5,959,857
State Connect NC Bond Proceeds	436,816	436,816
State Capital & Infrastructure Funds	8,328,020	6,943,683
Other Grant Projects	380,550	380,550
Total Institutional Accounting Fund--Capital Appropriations	51,245,386	53,320,906

Section 5 - The President of the institution is hereby authorized to execute routine transfers from one appropriation to another in the same fund within the limitations set forth by the State Board of Community Colleges. Any such transfer shall be reported to the Board of Trustees at its next regular meeting and entered into its minutes.

Furthermore, the President is hereby authorized to accept funds from the State Department's Industry Services Division for the purpose of providing training for new and expanding industry. Any such funds shall be justified to the Board of Trustees at its next regularly scheduled meeting.

Section 6 - Copies of this Budget Resolution may be sent to the local tax-levying authority and the State Board of Community Colleges.

Adopted by Alamance Community College Board of Trustees on January 8, 2024. Certified, this the 8th day of January, 2024.

Chairman

President

STATE OF NORTH CAROLINA

COUNTY OF ALAMANCE

Sworn and subscribed before me by General Blake Williams, Chairman of the Board of Trustees, and Dr. Larry Keen, Interim Secretary to the Board of Trustees, this the _____ day of January 2024.

(Seal)

My Commission Expires:



Attachment: Fee Schedule

Informational

FY 2024 Fee Schedule

Following is ACC's fee schedule, which was formally approved by the Board of Trustees on April 11, 2022.

Academic Year	Student Activity	Instructional Technology Fee Curriculum	Instructional Technology Fee Workforce Dev	CAPS	Other	Subtotal
FY 2022 & Prior	6.00	0.00	0.00	6.00	3.00	15.00
Year 1: FY 2023*	24.00	0.00	3.00	6.00	none	33.00
Year 2: FY 2024	24.00	10.40	3.00	6.00	none	43.40
Year 3: FY 2025	24.00	19.50	3.00	7.50	none	54.00
Year 4: FY 2026	24.00	19.50	3.00	18.00	none	64.50

* Due to an oversight, the new Student Activity fee of \$24 that was scheduled to be implemented in Year 1 was not implemented until Year 2.

NORTH CAROLINA COMMUNITY COLLEGE SYSTEM

CAPITAL IMPROVEMENT PROJECT APPROVAL

AMENDED #5

Is this the Final 3-1 Project Closeout?

No

College Alamance Community College

Project Name Public Safety Training Center NCCCS Project No. 2450

Campus 1001 Alamance CC - Main Campus County Alamance

I. TYPE OF PROJECT:

New Facility

II. REASON FOR AMENDMENT:

Please detail the reason for this amendment. If scope change, description must include all pertinent information regarding the project (scope of work, square footage, etc.). Include any variances from the original project description. If budget change, describe the need for change (bids came in higher, identifying undetermined funds, increase due to increase scope of work, etc.).

Insert project and amendment description here.

The reason for this amendment is to move \$5,500,000 from "UNIDENTIFIED FUNDS" to "STATE FUNDS... not reimbursed through the System Office." ACC received a directed grant (listed as "Alamance Community College - LEO Training" in the Joint Conference Committee Report for the 2023 Appropriations Act) administered by the Office of State Budget and Management (OSBM) in the amount of \$5,500,000. The purpose of the grant is to fund the indoor firing range for the Public Safety Training Center Project. ACC requested spending approval and OSBM issued the College a contract, which allows ACC to receive funding of \$5,500,000 for this project.

Project to be constructed/renovated on college owned property

Project to be constructed/renovated on leased property

Provide the System Office a copy of lease that meets criteria as addressed in CI Guide.

This form was prepared by:

Name: Tom Hartman

Signature: _____

Contact Number: 336-506-4201

Date: 12/18/2023

CPC Signature: _____

III. ESTIMATED COST OF PROJECT:

A. PRE-CONSTRUCTION COSTS

- 1. Site Grading and Improvements (not in III B)
- 2. Demolition (not in III B)

Subtotal "A"

B. CONSTRUCTION

- 1. Design Fee
- 2. Construction.....
- 3. Construction Contingency
- 4. Other Contracts
- 5. Other Fees

Subtotal "B"

C. Other Costs

- 1. Initial Equipment.....
- 2. Work Performed by Owner

Subtotal "C"

TOTAL ESTIMATED COST OF PROJECT (Sum of III A, B, C)

Prior Budget	Changes/ Amended	Current Budget
0.00	0.00	0.00
981,480.00		981,480.00
20,938,715.00		20,938,715.00
536,206.00		536,206.00
1,246,742.00		1,246,742.00
454,021.00		454,021.00
24,157,164.00	0.00	24,157,164.00
0.00	0.00	0.00
\$24,157,164.00	\$0.00	\$24,157,164.00

IV. SOURCES OF FUNDS IDENTIFIED FOR THIS PROJECT:

A. NON-STATE FUNDS

- 1. County Appropriated
- 2. County Bonds
- 3. ▼ 0
- 4. ▼
- 5. ▼

Subtotal "A"

B. STATE FUNDS (Handled locally by college - not reimbursed through System Office)

- 1. Other ▼
- 2. ▼
- 3. ▼

Subtotal "B"

C. STATE FUNDS (Reimbursed by the System Office)

- 1. Budget Code ▼
- 2. Budget Code ▼
- 3. Budget Code ▼
- 4. Budget Code ▼

Subtotal "C"

Total Sources of Funds Available (IV A, B, C)

D. UNIDENTIFIED FUNDS

- 1. Unidentified Funds (Do not include on the NCCCS 2-16)

Subtotal "D"

Total Sources of Funds Including Unidentified

Prior Funds	Changes	Current Funds
5,306,946.00		5,306,946.00
13,350,218.00		13,350,218.00
18,657,164.00	0.00	18,657,164.00
0.00	5,500,000.00	5,500,000.00
0.00	0.00	0.00
18,657,164.00	5,500,000.00	24,157,164.00
5,500,000.00	(5,500,000.00)	
5,500,000.00	(5,500,000.00)	0.00
\$24,157,164.00	\$0.00	\$24,157,164.00

V. CERTIFICATION BY THE COLLEGE BOARD OF TRUSTEES

To the State Board of Community Colleges:

We, the Board of Trustees of **Alamance Community College**
do hereby certify:

1. That the information contained in this application is true and correct to the best of our knowledge and belief, and do hereby request approval from the State Board of Community Colleges for this application and for the utilization of \$0.00 State funds reflected on Page 3, which are appropriated and have been allocated for the use of our college. These funds, along with the non-state funds shown, will be used exclusively for facilities, equipment for those facilities, land, or other permanent improvements described herein and in accordance with the minutes and resolution of the Board of Trustees dated 1/8/2024.

- As part of this certification, the Board of Trustees certify that any equipment purchased with the Connect NC Bond Funds must have a useful life of 10+ years.
- As part of this certification, the Board of Trustees acknowledge that furniture is not an allowable expense as part of a capital project funded by Connect NC Bond Funds, therefor will not be reimbursed.

2. That the described permanent improvements are necessary for meeting the educational needs of the area served and that this proposed project is in accordance with the rules and regulations adopted by the State Board of Community Colleges.

3. That a fee simple title held by the Board of Trustees to the property upon which the said facilities or improvements are to be made, or that a long-term lease, as described in the North Carolina Community College System Capital Improvement Guide, is held by the Board of Trustees.

4. That in formal sessions with a quorum present, the Board of Trustees authorized this application and further authorized the Chairman and the Chief Administrative Officer of this Board to execute all papers required by the rules and regulations of the State Board of Community Colleges.

Chairman - Board of Trustees

Chief Administrative Officer/President

VI. CERTIFICATION AS TO AVAILABILITY OF LOCAL SUPPORT AND FUNDS

Certification 1.

I certify that I have examined this application for the project no: 2450
from Alamance Community College and if shown, county funds in the
amount of \$18,657,164 are available for the planning and construction of this project.

Signature _____
Title _____
Date _____

(The following certification must be completed for New Facility Projects Only)

Certification 2.

Based on an analysis of the colleges annual operating and utility costs, (as per the NCCCS 3-1,
Section VIII, Page 5) it is estimated that the college will expend an additional \$189,608
per year in support of this new construction. I certify that this document has been reviewed, and that
the information stated herein will be shared with the proper county officials to seek an appropriate
adjustment to the college's budget as the new facility is brought online.

Signature _____
Title _____
Date _____



VII. CERTIFICATION OF ATTORNEY AS TO FEE SIMPLE TITLE TO THE PROPERTY

(Note: Required only for construction on a new site or where federal funds are involved. Not
required for long term lease.)

I, _____, duly licensed attorney of the State of North
Carolina, do hereby certify that I have examined the public records of
County, North Carolina, from January 1, 1925, to this date concerning title to the property upon which
the improvements set out in the foregoing application are proposed to be made, and I find from said
examination that a fee simple title free from all claims or encumbrances, is vested in
_____ by deed recorded in (specify book & page)
_____ in the Office of the Register of Deeds except as noted below: (Attach
a copy of deed)

This, the _____ day of _____ 20__

Signature

**VIII. CERTIFICATION OF LOCAL BUDGET SUPPORT
ESTIMATED OPERATING/UTILITY ANNUAL COST
FOR CAPITAL IMPROVEMENT PROJECTS**

Date: _____ Project Name: Public Safety Training Center

College: Alamance Community College Project Completion Date: _____

Contact Name: _____

Additional Cost Identification	1st Year of Operation	2nd Year of Operation	3rd Year of Operation	4th Year of Operation	5th Year of Operation	Average Additional Annual Cost
	FY 2025	FY 2026	FY 2027	FY 2028	FY 2029	
Staffing (Housekeeping & Facility Operator)						
additional annual cost	\$61,900	\$63,756	\$65,669	\$67,639	\$70,000	\$65,793
Plant Maintenance						
additional annual cost	\$33,877	\$38,958	\$44,802	\$51,522	\$59,251	\$45,682
Other Operating Cost						
additional annual cost	\$0	\$0	\$0	\$0	\$0	\$0
Electric	\$26,513	\$27,839	\$29,231	\$30,692	\$32,227	\$29,300
Fuel (Gas, Oil)	\$413	\$434	\$455	\$478	\$502	\$456
Water	\$651	\$684	\$719	\$754	\$792	\$720
Telecommunications	\$43,122	\$45,279	\$47,543	\$49,920	\$52,416	\$47,656
Total Average Annual Cost (used in Section VI of the 3-1)						\$189,608

I certify that the county has reviewed this information as a part of the approval process.

County Manager/Finance Officer

3-1 Attachment
Local Certification of Support

**Alamance Community College
Foundation, Inc.**

Financial Statements

June 30, 2023 and 2022

Alamance Community College Foundation, Inc.

2023 Board of Directors

Ami Hill	President
Jackie Cole	Vice President
Brenda Hampton	Secretary
Charles R. Harris	Treasurer
Jerry Bailey	Martha Krall
Charlene Barrett	Ashley Lane
John Bellingham	Brendle Leggett
Feraud Calixte	Reggie Lipscomb
Charles Canaday, Jr.	Jesse Long
Ted Chandler	David Moore
Chris Clemmons	Grover Moore
Dr. Roslyn Crisp	Dr. Aaron Noble, Jr.
Susan Ezekiel	Jack Overacre, Jr.
William Gomory	Erik Perel
C. Doug Green	Leon Saul
Doug Hargrove	Lisa Thaller
Brad Harmon	Donald Von Hagen
James Kirkpatrick	

Contents

Independent Auditors' Report.....	Page 3
Financial Statements:	
Statements of Financial Position	5
Statements of Activities	6
Statements of Functional Expenses.....	7
Statements of Cash Flows	8
Notes to Financial Statements	9

Independent Auditors' Report

To the Board of Directors
Alamance Community College Foundation, Inc.
Graham, North Carolina

Opinion

We have audited the accompanying financial statements of Alamance Community College Foundation, Inc. (a nonprofit organization), which comprise the statement of financial position as of June 30, 2023, and the related statements of activities, functional expenses, and cash flows for the year then ended, and the related notes to the financial statements.

In our opinion, the financial statements referred to above present fairly, in all material respects, the financial position of Alamance Community College Foundation, Inc. as of June 30, 2023, and the changes in its net assets and its cash flows for the year then ended in accordance with accounting principles generally accepted in the United States of America.

Basis for Opinion

We conducted our audit in accordance with auditing standards generally accepted in the United States of America. Our responsibilities under those standards are further described in the Auditors' Responsibilities for the Audit of the Financial Statements section of our report. We are required to be independent of Alamance Community College Foundation, Inc. and to meet our other ethical responsibilities in accordance with the relevant ethical requirements relating to our audit. We believe that the audit evidence we have obtained is sufficient and appropriate to provide a basis for our audit opinion.

Responsibilities of Management for the Financial Statements

Management is responsible for the preparation and fair presentation of the financial statements in accordance with accounting principles generally accepted in the United States of America, and for the design, implementation, and maintenance of internal control relevant to the preparation and fair presentation of financial statements that are free from material misstatement, whether due to fraud or error.

In preparing the financial statements, management is required to evaluate whether there are conditions or events, considered in the aggregate, that raise substantial doubt about Alamance Community College Foundation, Inc.'s ability to continue as a going concern within one year after the date that the financial statements are available to be issued.

Auditors' Responsibilities for the Audit of the Financial Statements

Our objectives are to obtain reasonable assurance about whether the financial statements as a whole are free from material misstatement, whether due to fraud or error, and to issue an auditors' report that includes our opinion. Reasonable assurance is a high level of assurance but is not absolute assurance and therefore is not a guarantee that an audit conducted in accordance with generally accepted auditing standards will always detect a material misstatement when it exists. The risk of not detecting a material misstatement resulting from fraud is higher than for one resulting from error, as fraud may involve collusion, forgery, intentional omissions, misrepresentations, or the override of internal control. Misstatements are considered material if there is a substantial likelihood that, individually or in the aggregate, they would influence the judgment made by a reasonable user based on the financial statements.

In performing an audit in accordance with generally accepted auditing standards, we:

- Exercise professional judgment and maintain professional skepticism throughout the audit.
- Identify and assess the risks of material misstatement of the financial statements, whether due to fraud or error, and design and perform audit procedures responsive to those risks. Such procedures include examining, on a test basis, evidence regarding the amounts and disclosures in the financial statements.
- Obtain an understanding of internal control relevant to the audit in order to design audit procedures that are appropriate in the circumstances, but not for the purpose of expressing an opinion on the effectiveness of Alamance Community College Foundation, Inc.'s internal control. Accordingly, no such opinion is expressed.
- Evaluate the appropriateness of accounting policies used and the reasonableness of significant accounting estimates made by management, as well as evaluate the overall presentation of the financial statements.
- Conclude whether, in our judgment, there are conditions or events, considered in the aggregate, that raise substantial doubt about Alamance Community College Foundation, Inc.'s ability to continue as a going concern for a reasonable period of time.

We are required to communicate with those charged with governance regarding, among other matters, the planned scope and timing of the audit, significant audit findings, and certain internal control related

Report on Summarized Comparative Information

We have previously audited Alamance Community College Foundation, Inc.'s 2022 financial statements, and we expressed an unmodified audit opinion on those audited financial statements in our report dated November 01, 2022. In our opinion, the summarized comparative information presented herein as of and for the year ended June 30, 2023, is consistent, in all material respects, with the audited financial statements from which it has been derived.

Dillion Bell Moser LLP

Certified Public Accountants
Burlington, North Carolina
November 09, 2023

Alamance Community College Foundation, Inc.
Statements of Financial Position
June 30, 2023 and 2022

	<u>2023</u>	<u>2022</u>
Assets		
Cash and cash equivalents	\$ 2,255,473	\$ 2,685,185
Long - term investments	13,748,599	12,721,090
Prater and Dillingham endowments	1,347,320	1,280,516
Other receivables	6,016	388
Promises to give - net	88,208	120,891
Grants receivable	43,512	920,268
Cash surrender value of life insurance	7,223	6,571
Funds held for others	<u>185,171</u>	<u>186,468</u>
Total assets	<u><u>\$ 17,681,522</u></u>	<u><u>\$ 17,921,377</u></u>
Liabilities		
Accounts payable	\$ 55,226	\$ 10,435
Custodial funds	<u>185,171</u>	<u>186,468</u>
Total liabilities	<u>240,397</u>	<u>196,903</u>
Net Assets		
Without donor restrictions	633,336	839,164
With donor restrictions:		
Purpose restriction	7,816,212	8,160,436
Perpetual in nature	<u>8,991,577</u>	<u>8,724,874</u>
Total net assets	<u>17,441,125</u>	<u>17,724,474</u>
Total liabilities and net assets	<u><u>\$ 17,681,522</u></u>	<u><u>\$ 17,921,377</u></u>

The accompanying notes are an integral part of these financial statements.

Alamance Community College Foundation, Inc.
Statements of Activities
For the Years Ended June 30, 2023 and 2022

	Without Donor Restrictions	With Donor Restrictions	2023	2022
Changes in Net Assets				
Revenue and other support:				
Contributions	\$ 177,660	\$ 1,163,486	\$ 1,341,146	\$ 1,507,536
Contributed goods and services	137,840	278,069	415,909	36,315
Support services from ACC	302,938	-	302,938	307,022
Investment income (loss) - net	85,369	1,411,680	1,497,049	(2,190,687)
Other income (expense)	2,800	(17,926)	(15,126)	4,663
Net assets released from restrictions	2,912,830	(2,912,830)	-	-
Total revenue and other support	3,619,437	(77,521)	3,541,916	(335,151)
Expenses:				
Student scholarships	695,256	-	695,256	437,492
College work study match	75,000	-	75,000	75,000
Other student support	60,448	-	60,448	41,830
Programs and resources for ACC faculty and staff	34,552	-	34,552	23,899
Other education related programs	2,649,365	-	2,649,365	622,786
Support services from ACC	248,712	-	248,712	263,268
Other Foundation expenses	61,932	-	61,932	56,406
Total expenses	3,825,265	-	3,825,265	1,520,681
Decrease in net assets	\$ (205,828)	\$ (77,521)	\$ (283,349)	\$ (1,855,832)
Net assets - beginning	839,164	16,885,310	17,724,474	19,580,306
Net assets - ending	\$ 633,336	\$ 16,807,789	\$ 17,441,125	\$ 17,724,474

The accompanying notes are an integral part of these financial statements.

Alamance Community College Foundation, Inc.**Statements of Functional Expenses**

For the Years Ended June 30, 2023 and 2022

	<u>Program Services</u>	<u>Management and General</u>	<u>Fundraising</u>	<u>2023</u>	<u>2022</u>
Student scholarships	\$ 695,256	\$ -	\$ -	\$ 695,256	\$ 437,492
College work study	75,000	-	-	75,000	75,000
Other student support	60,448	-	-	60,448	41,830
Programs and resources for ACC faculty and staff	34,552	-	-	34,552	23,899
Other education-related programs	2,649,365	-	-	2,649,365	622,786
Support services from ACC	-	248,712	-	248,712	263,268
Other Foundation expenses	-	42,731	19,201	61,932	56,406
Total expenses	<u>\$ 3,514,621</u>	<u>\$ 291,443</u>	<u>\$ 19,201</u>	<u>\$ 3,825,265</u>	<u>\$ 1,520,681</u>

The accompanying notes are an integral part of these financial statements.

Alamance Community College Foundation, Inc.
Statements of Cash Flows
For the Years Ended June 30, 2023 and 2022

	<u>2023</u>	<u>2022</u>
Cash Flows from Operating Activities		
Decrease in net assets	\$ (283,349)	\$ (1,855,832)
Adjustments to reconcile decrease in net assets to net cash provided by (used in) operating activities:		
Net realized and unrealized investment (gain) loss	(1,053,309)	2,634,541
Endowment contributions	(226,444)	(285,028)
Change in discount on promises to give	712	-
Allowance for (recovery of) uncollectible promises to give	339	(2,726)
Cash surrender value of life insurance	(652)	652
Changes in operating assets and liabilities:		
Other receivables	(5,628)	11
Promises to give	31,632	17,970
Grants receivable	876,756	998
Accounts payable	44,791	10,435
	<u>(615,152)</u>	<u>521,021</u>
Cash Flows from Investing Activities		
Proceeds from the sale of investments	1,186,721	651,431
Purchase of investments	(1,227,725)	(1,051,638)
	<u>(41,004)</u>	<u>(400,207)</u>
Cash Flows from Financing Activities		
Proceeds from contributions restricted for endowment	226,444	285,028
	<u>226,444</u>	<u>285,028</u>
Net cash provided by financing activities	<u>226,444</u>	<u>285,028</u>
Net increase (decrease) in cash	(429,712)	405,842
Cash and cash equivalents - beginning	<u>2,685,185</u>	<u>2,279,343</u>
Cash and cash equivalents - ending	<u><u>\$ 2,255,473</u></u>	<u><u>\$ 2,685,185</u></u>

The accompanying notes are an integral part of these financial statements.

Alamance Community College Foundation, Inc.
Notes to Financial Statements
June 30, 2023 and 2022

Note 1: Summary of Significant Accounting Policies

Nature of organization - Alamance Community College Foundation, Inc. ("the Foundation") is a nonprofit organization which was formed for the purpose of providing financial support for educational programs of Alamance Community College ("ACC") in the form of student scholarships, professional development for faculty and staff, educational enrichment, and other programs.

Comparative financial information - The financial statements include certain prior-year summarized comparative information in total, but not by net asset class. Such information does not include sufficient detail to constitute a presentation in conformity with generally accepted accounting principles. Accordingly, such information should be read in conjunction with the Foundation's financial statements for the year ended June 30, 2022, from which the summarized information was derived.

Fund accounting - The accounts of the Foundation are maintained in accordance with principles of fund accounting, whereby resources for various purposes are classified for accounting purposes into funds that are in accordance with activities or objectives specified. Separate accounts are maintained for each fund and are reported accordingly.

Operating funds include resources with and without donor restrictions. Currently, funds are restricted for scholarships and other programs. Endowment funds are used to account for donations stipulating that the principal remains intact and only the income from investing the principal is spent. Income from donor-restricted endowments is restricted for specific purposes, unless available for general use as directed by the donor.

Use of accounting estimates - The preparation of financial statements in conformity with generally accepted accounting principles requires management to make estimates and assumptions. Those estimates and assumptions affect the reported amounts of assets and liabilities and the reported revenues and expenses. Actual results could differ from those estimates.

Cash and cash equivalents - Cash and cash equivalents include all cash balances and highly liquid investments with an original maturity of three months or less. The Foundation has credit risk exposure arising from cash deposits in excess of federally insured limits of \$250,000.

Investments - The Foundation carries investments in marketable securities with readily determinable fair values in the statements of financial position. Unrealized gains are included in the change of net assets in the accompanying statements of activities.

Endowments - The Foundation has adopted investment and spending policies for endowment assets that aim to provide a stable flow of support for the needs of Alamance Community College students and related educational programs while preserving the future purchasing power of the endowment. Under these policies, as approved by the Board of Directors, the endowment assets are invested in a manner that is intended to achieve an annualized total return, through appreciation and income, greater than the annual spending rate (payout and fees) plus inflation (as measured by the broad, domestic Consumer Price Index). Actual returns in any given year may vary.

To satisfy its long-term rate-of-return objectives, the Foundation relies on a total return strategy in which investment returns are achieved through both capital appreciation (realized and unrealized) and current yield (interest and dividends), net of investment management fees and expenses. The Foundation targets a diversified asset allocation that places a greater emphasis on equity-based investments to achieve its long-term objectives within prudent risk constraints.

Alamance Community College Foundation, Inc.

Notes to Financial Statements

June 30, 2023 and 2022

Note 1: Summary of Significant Accounting Policies (continued)

Endowments (continued) - The spending rate for endowed assets is currently up to 5% of the average value of each fund over the previous twelve quarters, unless otherwise specified in the donor agreement.

Advertising - The Foundation expenses advertising costs as incurred. Total advertising costs for the years ended June 30, 2023 and 2022 were \$20 and \$2,135, respectively.

Functional allocation of expenses - The costs of program and supporting services activities have been summarized on a functional basis in the statements of activities. The statements of functional expenses present the natural classification detail of expenses by function. Accordingly, certain costs have been allocated among the programs and supporting services benefited.

Net assets - Net assets, revenues, gains, and losses are classified based on the existence or absence of donor-imposed restrictions. Accordingly, net assets and changes therein are classified and reported as follows:

Net assets without donor restrictions - Net assets available for use in general operations and not subject to donor restrictions.

Net assets with donor restrictions - Contributions restricted by donors are reported as increases in net assets without donor restrictions if the restrictions expire (i.e., when a stipulated time restriction ends or a purpose restriction is accomplished) in the year in which the revenue is recognized. All other donor-restricted contributions are reported as increases in net assets with donor restrictions, depending on the nature of the restrictions. When the restrictions expire, net assets with donor restrictions are reclassified to net assets without donor restrictions and reported in the statements of activities as net assets released from restrictions.

Note 2: Available Resources and Liquidity

The following reflects the Foundation's financial assets as of year-end, reduced by amounts not available for general use due to donor-imposed restrictions.

	2023	2022
Cash and cash equivalents	\$ 2,255,473	\$ 2,685,185
Investments	15,095,919	14,001,606
Promises to give – receivable in less than one year	<u>93,409</u>	<u>92,041</u>
Total available financial resources	17,444,801	16,778,832
Less assets to fund donor restrictions	<u>16,764,277</u>	<u>15,965,042</u>
Total financial resources available for general use	<u>\$ 680,524</u>	<u>\$ 813,790</u>

The Foundation routinely receives support from various donors that is more than sufficient to fund operating expenses. Furthermore, management and the Board routinely monitor support through review of the annual budget.

Alamance Community College Foundation, Inc.**Notes to Financial Statements**

June 30, 2023 and 2022

Note 3: Donated Services, Materials and Facilities

The Foundation receives donated services, materials and facilities from ACC. Services, materials, and facilities are reported at fair market value as of the date of gift. The estimated value of these items has been reflected in the accompanying financial statements as in-kind donations with a like amount included in expenses. In-kind donations from ACC reflected in the financial statements are as follows:

	2023	2022
Administrative	\$ 248,712	\$ 262,992
Other education related programs	54,226	44,030
Total support services	<u>\$ 302,938</u>	<u>\$ 307,022</u>

Note 4: Cash Surrender Value of Life Insurance

The Foundation is the beneficiary of certain whole life insurance policies donated by Foundation supporters. The policies have aggregate death benefits for the years ended June 30, 2023 and 2022 of \$44,000 with an aggregate cash surrender value of \$7,223 and \$6,571, respectively.

Note 5: Promises to Give

Promises to give, less an allowance for uncollectible items, are recorded at their fair value with amounts due later than one year at present value of estimated future cash flows. Promises to give are as follows:

	2023	2022
BCOE Equipment Campaign	\$ 57,645	\$ 86,375
Campus Campaign	35,764	38,666
Total promises to give	<u>\$ 93,409</u>	<u>\$ 125,041</u>
Receivable in less than one year	\$ 93,409	\$ 92,041
Receivable in one to five years	-	33,000
Total promises to give	93,409	125,041
Less discounts to net present value (discount rate at June 30, 2023 and 2022 was 1.84% and 0.32%, respectively)	806	94
Less allowance for uncollectible promises to give	4,395	4,056
Promises to give - net	<u>\$ 88,208</u>	<u>\$ 120,891</u>

Alamance Community College Foundation, Inc.**Notes to Financial Statements**

June 30, 2023 and 2022

Note 6: Grants Receivable

The Foundation is the beneficiary of a grant payable over an undetermined term for the purchase of laboratory equipment and supplies for ACC's Biotechnology Center of Excellence. The balance of the grant receivable as of June 30, 2023 and 2022 was \$33,508 and \$910,264, respectively.

The Foundation has a grant receivable from United Way of Alamance County with a balance of \$10,004 as of June 30, 2023 and 2022.

Note 7: Prater and Dillingham Endowments

The Foundation is the beneficiary of the Elwood Prater Alamance Community College Scholarship Endowment and the JC and Fran Dillingham Endowment administered by the Alamance Community Foundation. All assets held by the Alamance Community Foundation are subject to variance power which allows the Board of Directors of the Alamance Community Foundation to modify any restrictions or conditions on the distribution of assets for any specified charitable purpose or to specified organizations, if in their sole judgment such restriction becomes, in effect, unnecessary, incapable of fulfillment or inconsistent with the charitable needs of the area served by the Foundation.

The Foundation receives an annual distribution from the endowments to use for awarding scholarships. For the years 2023 and 2022, the distribution approximated 4.0% of the endowment balance. As of June 30, 2023 and 2022, the beneficial interest in the endowments were \$1,347,320 and \$1,280,516, respectively.

Note 8: Investments

Investments held and managed by the Foundation are reported at fair market value as of June 30, 2023 and 2022. Due to market fluctuations, the stated values may vary.

The following is a summary of investments classified by major type as of June 30, 2023 and 2022:

	2023		2022	
	Cost	Market	Cost	Market
Fixed income	\$ 4,380,057	\$ 3,900,364	\$ 4,285,464	\$ 3,865,351
Equities	6,320,756	9,848,235	6,160,538	8,855,739
Total investments	<u>\$ 10,700,813</u>	<u>\$ 13,748,599</u>	<u>\$ 10,446,002</u>	<u>\$ 12,721,090</u>

Investment income consists of the following:

	2023	2022
Dividends and interest, net of expenses	\$ 443,740	\$ 443,854
Net realized and unrealized gains (losses)	1,053,309	(2,634,541)
Investment income (loss) - net	<u>\$ 1,497,049</u>	<u>\$ (2,190,687)</u>

Investment advisory fees totaled \$75,115 and \$82,063 for the years ended June 30, 2023 and 2022, respectively.

Alamance Community College Foundation, Inc.**Notes to Financial Statements**

June 30, 2023 and 2022

Note 9: Endowment Funds

The Foundation's endowments consist of donor-restricted funds established for a variety of charitable purposes that must be held in perpetuity. These endowments are subject to the Uniform Prudent Management of Institutional Funds Act of 2006 ("UPMIFA"). The Board of Directors of the Foundation has interpreted UPMIFA as requiring the preservation of the fair value of contribution(s) as of the gift date(s) of the donor-restricted endowment funds, absent explicit donor stipulations to the contrary.

As a result of this interpretation, the Foundation retains in perpetuity (1) the original value of contributions donated to the permanent endowment, (2) the original value of subsequent gifts to the permanent endowment, and (3) accumulations to the permanent endowment made in accordance with the direction of the applicable donor gift instrument at the time the accumulation is added to the fund.

Donor-restricted amounts not retained in perpetuity are subject to appropriation for expenditure by the Foundation in a manner consistent with the standard of prudence prescribed by UPMIFA. The Foundation considers the following factors in making a determination to appropriate or accumulate donor-restricted endowment funds: (1) the duration and preservation of the fund; (2) the purpose of the Foundation and the donor-restricted endowment fund; (3) general economic conditions; (4) the possible effect of inflation and deflation; (5) the expected total return from income and the appreciation of investment; (6) other resources of the Foundation; and (7) the investment policies of the Foundation.

In all events, the actual accumulation or payout from any endowment fund shall be increased or reduced to the extent necessary to avoid a violation of the specific terms of the instrument by which the endowment fund was created.

From time to time, the fair value of assets associated with individual endowment funds may fall below the level that the donor or UPMIFA requires the Foundation to retain as a fund of perpetual duration. In accordance with generally accepted accounting principles, deficiencies of this nature are reported in net assets with donor restrictions. As of June 30, 2023 and 2022, there were no deficiencies of this nature.

The table below sets forth a summary of changes in the fair value of all of the Foundation's Endowments for the years ended June 30, 2023 and 2022, respectively:

	<u>Purpose</u>	<u>Perpetuity</u>	<u>Total</u>
Balance as of June 30, 2021	\$ 7,691,259	\$ 8,399,587	\$ 16,090,846
Contributions	-	325,287	325,287
Investment income - net	(2,138,507)	-	(2,138,507)
Disbursements	<u>(401,974)</u>	<u>-</u>	<u>(401,974)</u>
Balance as of June 30, 2022	\$ 5,150,778	\$ 8,724,874	\$ 13,875,652
Contributions	-	266,703	266,703
Investment income - net	1,411,680	-	1,411,680
Disbursements	<u>(498,479)</u>	<u>-</u>	<u>(498,479)</u>
Balance as of June 30, 2023	<u>\$ 6,063,979</u>	<u>\$ 8,991,577</u>	<u>\$ 15,055,556</u>

Alamance Community College Foundation, Inc.

Notes to Financial Statements

June 30, 2023 and 2022

Note 10: Fair Value Measurement

Financial Accounting Standards Board (FASB) *Accounting Standards Codification (ASC), Fair Value Measurements and Disclosures*, establishes a framework for measuring fair value. That framework provides fair value hierarchy that prioritizes the inputs to valuation techniques used to measure fair value. The hierarchy gives the highest priority to unadjusted quoted prices in active markets for identical assets or liabilities (level 1 measurements) and the lowest priority to unobservable inputs (level 3 measurements). The three levels of the fair value hierarchy under FASB ASC 820 are described as follows:

- Level 1: Observable inputs that reflect quoted prices (unadjusted) for identical assets or liabilities in active markets.
- Level 2: Observable inputs other than Level 1 prices, such as quoted prices for similar assets or liabilities, or other inputs that are observable or can be corroborated by observable market data for substantially the full term of the assets or liabilities.
- Level 3: Unobservable inputs that are supported by little or no market activity. Level 3 assets are those whose values are determined using pricing models, discounted cash flow methodologies, or similar techniques with significant unobservable inputs, as well as instruments for which the determination of fair value requires significant judgement or estimation.

The asset's or liability's fair value measurement level within the fair value hierarchy is based on the lowest level of any input that is significant to the fair value measurement. Valuation techniques used need to maximize the use of observable inputs and minimize the use of unobservable inputs.

The following is a description of the valuation methodologies used for assets measured at fair value:

Common stocks, corporate bonds, and U.S. government securities: Valued at the closing price reported on the active market on which the individual securities are traded.

Mutual funds: Consists of equity mutual funds and fixed income mutual funds listed on national markets or exchanges. These mutual funds are valued at the last sales price or, if there is no sale and the market is considered active, at the mean of the last bid and asked prices on such exchange.

Trust funds: The Foundation's endowment funds are held and managed by Alamance Community Foundation as part of a pooled fund in which the Foundation does not directly hold the underlying shares of invested funds. This is considered a level 2 investment. The underlying funds held by Alamance Community Foundation are readily observable by quoted prices in active markets.

Promises to give: Discounted to approximate fair value.

There have been no changes in the methodology used at June 30, 2023 and 2022.

The methods described above may produce a fair value calculation that may not be indicative of net realizable value or reflective of future fair values. Furthermore, while the Foundation believes its valuation methods are appropriate and consistent with other market participants, the use of different methodologies or assumptions to determine the fair value of certain financial instruments could result in a different fair value measurement at the reporting date.

Alamance Community College Foundation, Inc.
Notes to Financial Statements
June 30, 2023 and 2022

Note 10: Fair Value Measurement (continued)

The following table sets forth, by level within the fair value hierarchy, the Foundation's assets at fair value as of June 30, 2023:

	<u>Total</u>	<u>Level 1</u>	<u>Level 2</u>	<u>Level 3</u>
Mutual funds:				
Fixed income	\$ 3,900,364	\$ 3,900,364	\$ -	\$ -
Equities	9,848,235	9,848,235	-	-
Trust funds	1,347,320	-	1,347,320	-
Promises to give – net	<u>88,208</u>	<u>-</u>	<u>-</u>	<u>88,208</u>
Total assets at fair value	<u>\$ 15,184,127</u>	<u>\$ 13,748,599</u>	<u>\$ 1,347,320</u>	<u>\$ 88,208</u>

The following table sets forth, by level within the fair value hierarchy, the Foundation's assets at fair value as of June 30, 2022:

	<u>Total</u>	<u>Level 1</u>	<u>Level 2</u>	<u>Level 3</u>
Mutual funds:				
Fixed income	\$ 3,865,351	\$ 3,865,351	\$ -	\$ -
Equities	8,855,739	8,855,739	-	-
Trust funds	1,280,516	-	1,280,516	-
Promises to give – net	<u>120,891</u>	<u>-</u>	<u>-</u>	<u>120,891</u>
Total assets at fair value	<u>\$ 14,122,497</u>	<u>\$ 12,721,090</u>	<u>\$ 1,280,516</u>	<u>\$ 120,891</u>

The table below sets forth a summary of changes in the fair value of the Foundation's Level 3 assets for the year ended June 30, 2023:

	<u>2023</u>	<u>2022</u>
Balance – beginning of year	\$ 120,891	\$ 136,135
New pledges, payments, and discounts – net	<u>(32,683)</u>	<u>(15,244)</u>
Balance – end of year	<u>\$ 88,208</u>	<u>\$ 120,891</u>

Note 11: Custodial Funds

In 2015, The Foundation became the custodian of certain investments held for the benefit of ACC, provided as a donation through the Rebecca S. Thigpen estate. The fair market value of the account was \$185,171 and \$186,468 as of June 30, 2023 and 2022, respectively.

Alamance Community College Foundation, Inc.
Notes to Financial Statements
June 30, 2023 and 2022

Note 12: Net Assets with Donor Restrictions

Net assets with donor restrictions are restricted for the following purposes or periods:

Net assets with a restricted purpose are available for scholarships, college work study, and other educational programs and totaled \$7,816,212 and \$8,160,436 as of June 30, 2023 and 2022, respectively.

Net assets to be held in perpetuity consist of academic, program, memorial, and various other endowment funds and totaled \$8,991,577 and \$8,724,874 as of June 30, 2023 and 2022, respectively.

Net assets were released from donor restrictions by incurring expenses satisfying the restricted purpose specified by the donors as follows for the years ended June 30, 2023 and 2022:

	2023	2022
Student scholarships	\$ 557,713	\$ 395,582
Other student support	669,180	23,690
Other education related programs	1,682,475	463,767
Other Foundation expenses	3,462	3,342
	<u>\$ 2,912,830</u>	<u>\$ 886,381</u>
Total net assets released		

Note 13: Income Taxes

The Foundation is exempt from income taxes under Internal Revenue Code Section 501(c)(3) and the applicable state tax laws. The Internal Revenue Service has determined that the Foundation is not a private foundation within the meaning of Section 509(a) of the Internal Revenue Code. Management is unaware of any uncertain tax position in the financial statements that would jeopardize the Foundation's tax-exempt status or otherwise requires disclosure.

Note 14: Related Party Transactions

Foundation Directors conduct transactions with the Foundation that occur within a normal contributor or supplier relationship, on terms and conditions no more favorable than those with which it is reasonable to expect the entity would have adopted if dealing with the Director at arm's length in similar circumstances. These transactions include the following and have been quantified below where the transactions are considered likely to be of interest to users of the financial statements:

Directors' contributions and donations to the Foundation and its endowments totaled \$52,625 and \$89,466 for the years ended June 30, 2023 and 2022, respectively.

Note 15: Functional Expenses

The financial statements report certain categories of expenses that are attributed to more than one program or supporting function. Therefore, expenses require allocation on a reasonable basis that is consistently applied. The expenses that are allocated include salaries and related benefits, and insurance, which are part of the support services from ACC line item in the statements of functional expenses. They are all allocated based on estimates of time and effort, as the only space used by the Foundation is office space and time spent determines the use of that area.

Alamance Community College Foundation, Inc.
Notes to Financial Statements
June 30, 2023 and 2022

Note 16: Subsequent Events

The Foundation has evaluated events and transactions that occurred between June 30, 2023 and November 09, 2023, which is the date that the financial statements were available to be issued, for possible recognition or disclosure in the financial statements.



Budget and Financial Information

For the
Month Ending
November 30, 2023

Alamance Community College -- Budget and Financial Information
For the Month Ending November 30, 2023
Executive Summary

This report is produced for the Board of Trustees of Alamance Community College and is intended to provide both budget and financial information for the month ending November 30, 2023. This report is unadjusted and unaudited, meaning that inconsistencies (e.g. due to timing), transfers, and other items may still need processing for accurate comparison to prior statements. This report includes the following exhibits:

- o Exhibit A - State Accounting Fund: Year-to-Date Budget Report (With Prior Year Expenditures)
- o Exhibit B - County Accounting Fund: Year-to-Date Budget Report (With Prior Year Expenditures)
- o Exhibit C – (NEW) Institutional Accounting Fund: Year-to-Date Budget Report (With Prior Year Expenditures)
- o Exhibit D – Institutional Accounting Fund: Year-to-Date Activity Report (With Ending Balances)

Report highlights include:

o

Budget: The FY24 Interim Budget approved by the Trustees included estimated amounts expected to be allotted by the State. The FY23-25 biennial State budget, which was certified this month, includes a 7% pay increase (4% FY24 and 3% FY25), a minimum 10% increase in nurse pay, funding to recruit/retain employees, \$500,000 FY24 nonrecurring funds for Dillingham Campus, \$5.5 million for a firing range, \$100,000 for instructional support, and recurring capital funding for FY24 and FY25.

o Overall: At November 30, 2023, the College's fiscal year is 5 / 12th or 42% complete.

o Exhibit A--State Accounting Fund: The *Current Expense* program is higher than at this same point last year by over **\$255,000** (about **2.1% increase**). This overall increase is better than could be expected with a 4% salary increases as well as some non-recurring costs of about \$188,000. Overall current expenses are **38.7% expended** when compared to budget. The budget **includes a special allocation of approx. \$640,000** that was awarded in FY21-22 by the State for operations, yet intended to be used as needed until FY 2023-2024. The *Capital Outlay* program is **4% spent**, to date and is substantially budgeted to pay for operations rather than equipment purchases in FY24.

o

Exhibit B--County Accounting Fund: Current expenditures were higher than at this same point last year by over **\$207,000** (about **10.6% increase**) and is **53.8% expended** when compared to budget. The *Capital Outlay* program is **17% spent**.

o

Exhibit C--(NEW) Institutional Accounting Fund: Current expenses are vastly different than at this same point last year due to error corrections that were posted last fiscal year. Current expenses are **(54%) expended** when compared to budget. A budget amendment will be recommended next month to record new grants being expended. Two of the bond projects have been substantially completed and the funds will be closed as soon as final expenditures have been reimbursed. Other projects will not be spent evenly throughout the year but all remain within budget. In this accounting fund, both unspent current expense and unspent capital outlay monies are available to carry forward into next year.

o

Exhibit D--Institutional Accounting Fund: Programs are categorized as unrestricted, restricted, proprietary, or plant. Now that FY23 has been closed, the beginning balances of each fund are final.

o

Negative program balances: **Planned** negative balances appear in mid-year reports usually as a result of spending first, then receiving reimbursement later, such as with financial aid, grant programs, and capital projects. There are no Institutional funds with unplanned negative balances to report.

Alamance Community College -- Budget and Financial Information
 For the Month Ending November 30, 2023
 State Accounting Fund Year-to-Date Budget Report (With Prior Year Expenditures)

Exhibit A

<u>Current Expense (State)</u>	<u>Budget</u>	<u>Expended Amount</u>	<u>Unexpended Budget</u>	<u>Expended %</u>	<u>Expended Prior Year</u>
Institutional Support					
Executive Management.....	1,299,907	651,188	648,719	50%	536,719
Financial Services.....	1,640,900	511,784	1,129,116	31%	579,651
General Administration.....	2,012,021	984,954	1,027,067	49%	684,956
Information Systems.....	1,468,484	438,117	1,030,367	30%	558,776
<i>Total Institutional Support.....</i>	<i>6,421,312</i>	<i>2,586,044</i>	<i>3,835,268</i>	<i>40%</i>	<i>2,360,102</i>
Curriculum Instruction					
FY20-21 State Stabilization Funds.....	640,956	-	640,956	0%	-
Associate Degree, Diploma & Certificate.....	13,483,903	5,838,945	7,644,958	43%	5,700,624
<i>Total Curriculum Instruction.....</i>	<i>14,124,859</i>	<i>5,838,945</i>	<i>8,285,914</i>	<i>41%</i>	<i>5,700,624</i>
Continuing Education					
Occupational Education Instruction.....	1,597,322	637,407	959,915	40%	740,876
Occupational Education Support.....	748,794	254,513	494,281	34%	283,515
Basic Skills (HSE, ESL, etc.).....	1,651,279	564,519	1,086,760	34%	451,256
Small Business Center (SBC).....	167,222	62,261	104,961	37%	17,562
Customized, Business, & Industry Training.....	106,362	60,950	45,412	57%	41,257
Expansion Apprenticeship Program.....	349,179	77,736	271,443	22%	16,767
Literacy Special Programs.....	60,554	11,258	49,296	19%	8,227
BioBetter Grant Programs.....	284,323	54,936	229,387	19%	-
<i>Total Continuing Education.....</i>	<i>4,965,035</i>	<i>1,723,580</i>	<i>3,241,455</i>	<i>35%</i>	<i>1,559,460</i>
Academic Support					
Library/Learning Center.....	557,882	248,228	309,654	44%	279,766
Curriculum Instruction.....	1,468,308	574,217	894,091	39%	744,003
Continuing Education.....	1,321,976	380,215	941,761	29%	369,251
<i>Total Academic Support.....</i>	<i>3,348,166</i>	<i>1,202,659</i>	<i>2,145,507</i>	<i>36%</i>	<i>1,393,020</i>
Student Support					
Student Services.....	2,613,459	877,070	1,736,389	34%	902,943
Childcare.....	55,209	9,058	46,151	16%	6,927
Scholarships & Awards to Students.....	273,221	60,042	213,179	22%	118,837
<i>Total Student Support.....</i>	<i>2,941,889</i>	<i>946,170</i>	<i>1,995,719</i>	<i>32%</i>	<i>1,028,707</i>
Subtotal Current Expense (State).....	31,801,261	12,297,398	19,503,863	39%	12,041,913
Capital Outlay (State)					
Equipment.....	104,681	35,182	69,499	34%	123,606
BioBetter Grant Equipment.....	838,280	-	838,280	0%	-
Books.....	44,433	8,977	35,456	20%	8,834
<i>Subtotal Capital Outlay (State).....</i>	<i>987,394</i>	<i>44,159</i>	<i>943,235</i>	<i>4%</i>	<i>132,440</i>
Total Expenditures (State).....	32,788,655	12,341,558	20,447,097	38%	12,174,353

For the Month Ending November 30, 2023

County Accounting Fund Year-to-Date Budget Report (With Prior Year Expenditures)

<u>Current Expense (County)</u>	<u>Budget</u>	<u>Expended Amount</u>	<u>Unexpended Budget</u>	<u>Expended %</u>	<u>Expended Prior Year</u>
<i>Total College Support Services.....</i>	610,951	335,698	275,253	55%	383,634
<u>Plant Operation and Maintenance</u>					
Plant Operations.....	2,764,119	1,543,175	1,220,944	56%	1,204,388
Plant Maintenance.....	654,612	289,348	365,264	44%	373,132
<i>Total Plant Operation and Maintenance.....</i>	3,418,731	1,832,523	1,586,208	54%	1,577,520
<u>Operating Transfers</u>					
To Unexpended Plant Fund.....	-	-	-	*	-
<i>Subtotal Current Expense (County).....</i>	4,029,682	2,168,221	1,861,461	54%	1,961,154
<u>Capital Outlay (County)</u>					
Maintenance Projects, Carryforward.....	175,200	50,551	124,649	29%	184,834
Maintenance Projects, Current.....	536,000	69,740	466,260	13%	36,011
<i>Subtotal Capital Outlay (County).....</i>	711,200	120,291	590,909	17%	220,845
<i>Total Expenditures (County).....</i>	4,740,882	2,288,512	2,452,370	48%	2,181,999

Alamance Community College -- Budget and Financial Information
For the Month Ending November 30, 2023
Institutional Accounting Fund Year-to-Date Activity Report (Compared to Budget)

Exhibit C

<u>Current Expense (Institutional)</u>	<u>Budget</u>	<u>Expended Amount</u>	<u>Unexpended Budget</u>	<u>Expended %</u>	<u>Expended Prior Year</u>
Current Unrestricted					
Institutional Support.....	54,340	172,612	(118,272)	318%	(143,139)
Curriculum Instruction.....	-	-	-	*	-
Continuing Education.....	122,000	50,389	71,611	41%	(55,962)
Academic Support.....	-	(405)	405	*	(40)
<i>Total Current Unrestricted.....</i>	<i>176,340</i>	<i>222,596</i>	<i>(46,256)</i>	<i>126%</i>	<i>(199,141)</i>
Current Restricted					
Institutional Support.....	264,393	120,068	144,325	45%	(643,745)
Curriculum Instruction.....	123,407	104,799	18,608	85%	20,722
Continuing Education.....	-	21,775	(21,775)	*	18,118
Student Support.....	289,477	114,546	174,931	40%	109,735
CARES (Student, Institutional, SIP).....	8,402	8,401	1	100%	1,278,370
Student Aid.....	6,112,448	3,344,097	2,768,351	55%	3,166,373
<i>Total Current Restricted.....</i>	<i>6,798,127</i>	<i>3,713,685</i>	<i>3,084,442</i>	<i>55%</i>	<i>3,949,573</i>
Proprietary					
Institutional Support.....	50,000	2,028	47,972	4%	102,952
Curriculum Instruction.....	100,000	14,600	85,400	15%	7,328
Student Support.....	85,000	43,968	41,032	52%	78,655
Bookstore.....	100,000	38,976	61,024	39%	74,571
Vending.....	125,000	6,563	118,437	5%	14,291
<i>Total Proprietary.....</i>	<i>460,000</i>	<i>106,136</i>	<i>353,864</i>	<i>23%</i>	<i>277,797</i>
Subtotal Current Expense (Institutional).....	7,434,467	4,042,417	3,392,050	54%	4,028,229
Capital Projects (Institutional)					
	<u>Project Budget</u>	<u>Current Yr Exp</u>	<u>Difference</u>		
B&G - Backfill Project.....	436,816	296,232	140,584		
B&G - Center of Excellence/Parking.....	19,453,093	494,451	18,958,642		
B&G - Student Services Center	6,703,500	120,759	6,582,741		
B&G - Public Safety Training Center	14,850,218	376,850	14,473,368		
B&G - Main/Powell (Nursing Expansion)	5,436,070	65,810	5,370,260		
B&G - Tobacco Trust at "The Farm"	380,550	134,560	245,990		
B&G - OSBM SCIF (No project assigned)	2,543,902	6,402	2,537,500		
B&G - Various Projects	283,800	90,246	193,554		
Subtotal Capital Outlay (Institutional).....	50,087,949	1,585,310	48,502,639		
Total Expenditures (Institutional).....	57,522,416	5,627,728	51,894,688		

* Unadjusted and Unaudited *

Alamance Community College -- Budget and Financial Information
 For the Month Ending November 30, 2023
 Institutional Accounting Fund Year-to-Date Activity Report (With Ending Balances)

Exhibit D

<u>Programs (Institutional)</u>	<u>Budget</u>	<u>Beg. Program Balance (est)</u>	<u>Revenue Amount</u>	<u>Expended Amount</u>	<u>End. Program Balance</u>
Unrestricted Programs (Institutional)					
Financial Services	54,340	296,831	54,464	(172,585)	178,710
General Administration	-	(11,544)	46,363	(16)	34,803
Curriculum Instruction	-	12,336	1,632	-	13,968
Occupational Ext. Instruction	25,000	42,106	18,617	(6,116)	54,607
Thigpen Trust	-	85,233	-	(11)	85,223
Community Service	97,000	126,048	48,558	(44,273)	130,333
Library/Learning Center	-	-	-	405	405
Total Unrestricted Programs (Institutional).....	176,340	551,010	169,634	(222,596)	498,048
Restricted Programs (Institutional)					
College Work Study	103,166	(948)	61,415	(61,415)	(948)
SEOG	99,000	5,752	34,950	(34,950)	5,752
Pell Grants	5,103,078	(199,391)	2,645,963	(2,768,264)	(321,691)
Community College State Grant	414,000	(1,722)	132,117	(131,314)	(919)
Targeted Assistance Grant	-	12,005	-	-	12,005
Golden LEAF Scholarships	-	(10,250)	-	(5,000)	(15,250)
Less Than Half Time Grant	-	(4,009)	-	-	(4,009)
Scholarships	-	4,254	-	(196,692)	(192,438)
Education Lottery Financial Aid	184,000	1,451	-	-	1,451
Scholarships - GEER	-	(7,077)	-	(18,666)	(25,743)
Spec. Fees - CI-Nursing	25,000	6,304	25,384	(18,842)	12,846
Spec. Fees - CI-Medical Assistant.....	-	400	-	-	400
Spec. Fees - CI-Dental Assistant	-	2,488	-	-	2,488
Spec. Fees - CI-Cosmetology	-	1,646	4,270	-	5,916
Spec. Fees - CI-Automotive Technology	-	84	-	-	84
Spec. Fees - OE-Public Safety	-	9,215	21,654	-	30,869
Spec. Fees - OE-Special Programs	-	9,725	1,787	-	11,512
CARES Student Relief	8,402	(11,120)	34,393	(8,401)	14,871
CARES Institutional Relief	-	-	-	-	-
PACE-CARES Strengthening Inst Programs.....	312,370	(89,376)	196,845	(202,803)	(95,334)
GA-AJOBS	53,055	(1,994)	-	(6,703)	(8,697)
GA-Governors Crime Commission	-	-	-	-	-
GA-Biotech Center Grant	-	-	1,340	(10,082)	(8,742)
GA-Natl Coll Landscape Competition	-	-	-	-	-
GA-ACE Grant	108,172	(62,232)	89,338	(39,940)	(12,834)
GA-NCSU Biotech (5 yr) Grant.....	-	-	11,174	(1,928)	9,246
GA-NSF ATE Grant	-	-	-	-	-
GA-Truth Initiative Grant	-	-	-	-	-
GA-NSF WIND Grant	-	(23,293)	-	-	(23,293)
CI-Gene Haas Foundation	-	211	-	-	211
CI-Golden LEAF Equipment Grant	-	(9,699)	-	-	(9,699)
CI-Golden LEAF Practical Nursing Grant	-	-	-	(33,307)	(33,307)
CI-NSF Bioscience-FTCC	-	-	15,000	(10,415)	4,585
CI-C-Step Grant	-	(1,928)	12,500	(670)	9,902

* Unadjusted and Unaudited *

Alamance Community College -- Budget and Financial Information
 For the Month Ending November 30, 2023
 Institutional Accounting Fund Year-to-Date Activity Report (With Ending Balances)

Exhibit D

<u>Programs (Institutional)</u>	<u>Budget</u>	<u>Beg. Program Balance (est)</u>	<u>Revenue Amount</u>	<u>Expended Amount</u>	<u>End. Program Balance</u>
CI-Telemedicine Grant	-	(538,128)	-	-	(538,128)
CI-AWESM Grant	91,608	(12,373)	41,614	(37,945)	(8,704)
CI-Technology Grant.....	100,000	-	-	-	-
CI-NC Agventures Grant.....	6,799	-	5,099	(3,619)	1,480
CI-Cyberskills Training Grant.....	20,000	-	-	-	-
Certification-AJOBS JCPC Grant.....	27,589	-	2,815	(2,840)	(25)
REACH Adult Learner Project	-	7,127	-	(1,212)	5,915
Literacy-Minority Male Mentoring Grant	-	-	-	-	-
CS-Piedmont Voices	-	1,983	-	-	1,983
CS-Engineering Camp	-	1,350	-	-	1,350
Literacy-LTSA Library Grant	-	-	-	(20,563)	(20,563)
SS-NC Works - Career Coach - Matching	-	-	-	-	-
SS-TRIO Student Support Services	261,888	(26,522)	111,706	(111,706)	(26,522)
Total Restricted Programs (Institutional)	6,918,127	(936,064)	3,449,363	(3,727,277)	(1,213,978)
Proprietary Programs (Institutional)					
GA-Duplicating Center (aka Print Center)	-	1,893	474	-	2,367
Aux-Public Information & Marketing	-	4,208	396	(1,278)	3,326
Aux-Student Fees Reserve (Security/SGA)	-	-	-	-	-
Aux-Graduation	50,000	34,779	2,934	(750)	36,963
Aux-Bookstore Commissions	100,000	1,627,074	11,894	(38,976)	1,599,992
Aux-Snack Bar Commissions	15,000	41,426	-	(4,538)	36,888
Aux-Culinary Food Service	110,000	17,921	620	(2,026)	16,516
Aux-Traffic Control, Parking, and Safety	-	37,541	49,786	-	87,327
Aux-SGA	85,000	114,713	58,447	(43,968)	129,192
Aux-Technology Fee	-	8,124	46,246	-	54,370
Aux-Child Care	-	22,263	569	-	22,832
Spec. Fees - Animal Care & Management	-	507	-	-	507
Spec. Fees - Cosmetology	100,000	147,507	20,815	(14,398)	153,924
Spec. Fees - Massage Therapy	-	-	2,615	-	2,615
Spec. Fees - Automotive Technology	-	(145)	954	(202)	606
Spec. Fees - Dental Assistant	-	56,568	155	-	56,723
Spec. Fees - Occupational Extension	-	176,337	13,090	-	189,427
Total Proprietary Programs (Institutional)	460,000	2,290,716	208,994	(106,136)	2,393,574
Total Non-Plant Programs (Institutional)	7,554,467	1,905,662	3,827,991	(4,056,009)	1,677,644
Plant Programs (Institutional)					
Building & Grounds-Backfill Project	-	(60,176)	229,415	(296,232)	(126,993)
Building & Grounds-Center of Excellence	16,510,212	193,938	678,406	(500,853)	371,492
Building & Grounds-Student Services Center	6,703,500	(972,220)	420,496	(120,759)	(672,483)
Building & Grounds-Public Safety Training Center	15,350,218	(1,308)	373,935	(376,850)	(4,223)
Building & Grounds-Main, Powell (Nursing), Gee(Library).....	4,936,070	(28,806)	61,018	(65,810)	(33,597)
Building & Grounds-Tobacco Trust at "The Farm".....	380,550	(79,453)	208,041	(134,560)	(5,973)
Building & Grounds-Various Projects.....	-	(51,086)	-	(90,246)	(141,332)
Total Plant Programs (Institutional)	43,880,550	(999,112)	1,971,311	(1,585,310)	(613,111)
Total All Programs (Institutional)	51,435,017	906,551	5,799,302	(5,641,320)	1,064,533

* Unadjusted and Unaudited *



Budget and Financial Information

For the
Month Ending
December 31, 2023

Alamance Community College -- Budget and Financial Information
For the Month Ending December 31, 2023
Executive Summary

This report is produced for the Board of Trustees of Alamance Community College and is intended to provide both budget and financial information for the month ending December 31, 2023. This report is unadjusted and unaudited, meaning that consistencies (e.g. due to timing), transfers, and other items may still need processing for accurate comparison to prior statements. This report includes the following exhibits:

- o Exhibit A - State Accounting Fund: Year-to-Date Budget Report (With Prior Year Expenditures)
- o Exhibit B - County Accounting Fund: Year-to-Date Budget Report (With Prior Year Expenditures)
- o Exhibit C – (NEW) Institutional Accounting Fund: Year-to-Date Budget Report (With Prior Year Expenditures)
- o Exhibit D – Institutional Accounting Fund: Year-to-Date Activity Report (With Ending Balances)

Report highlights include:

- o Budget: The Dec 2023 Monthly Fiscal Update includes all allotments available to-date. The Trustees will be asked to approve a Budget Resolution for FY24 at their first meeting in January 2024. The FY23-25 biennial State budget, which was certified this month, includes a 7% pay increase (4% FY24 and 3% FY25), a minimum 10% increase in nurse pay, funding to recruit/retain employees, \$500,000 FY24 nonrecurring funds for Dillingham Campus, \$5.5 million for a firing range, \$750,000 for a regional training initiative, \$100,000 for instructional support, and recurring capital funding for FY24 and FY25.
- o Overall: At December 31, 2023, the College's fiscal year is 6 / 12th or 50% complete.
- o Exhibit A--State Accounting Fund: The *Current Expense* program is lower than at this same point last year by about **\$29,000 (about 0.02% decrease)**. This spending includes a 4% wage increase for full time employees as well as about \$276,000 of non-recurring costs. Overall current expenses are **46.0% expended** when compared to budget. The budget **includes a special allocation of approx. \$640,000** that was awarded in FY21-22 by the State for operations, yet intended to be used as needed until FY 2023-2024. The *Capital Outlay* program is **5% spent**, to date and is substantially budgeted to pay for operations rather than equipment purchases in FY24.
- o Exhibit B—County Accounting Fund: Current expenditures were higher than at this same point last year by over **\$369,000 (about 17.6% increase)** and is **61.4% expended** when compared to budget. The *Capital Outlay* program is **55% spent**.
- o Exhibit C—(NEW) Institutional Accounting Fund: Current expenses are vastly different than at this same point last year due to error corrections that were posted last fiscal year. Current expenses are **(50.7%) expended** when compared to budget. Two of the bond projects have been substantially completed and the funds will be closed as soon as final expenditures have been reimbursed. Other projects will not be spent evenly throughout the year but all remain within budget. In this accounting fund, both unspent current expense and unspent capital outlay monies are available to carry forward into next year.
- o Exhibit D—Institutional Accounting Fund: Programs are categorized as unrestricted, restricted, proprietary, or plant. Now that FY23 has been closed, the beginning balances of each fund are final. FY24 spending of Institutional funds is \$30,000 (1.6%) less than FY23.
- o Negative program balances: **Planned** negative balances appear in mid-year reports usually as a result of spending first, then receiving reimbursement later, such as with financial aid, grant programs, and capital projects. There are no Institutional funds with unplanned negative balances to report.

Month Ended
December 31, 2023

Alamance Community College -- Budget and Financial Information
For the Month Ending December 31, 2023
Management Analysis

Cash Flow:

- o State: In January, ACC can expect an allotment of about \$250,000 for State Longevity, of which about \$160,000 has already been spent. In late winter, the System Office will report the tuition receipts from all colleges in the system. At this time, there's no indication that State funds might be reverted this fiscal year.
- o County: Each month, the average facility spending of \$412,000 exceeds the monthly cash allocation of \$336,000. Also, it's important to remember that no County funds were expended for the agency President between July and December 2023. Because Alamance County paid capital project funds in a lump sum this year, cash flow has remained positive in the first half of FY24.
- o Institutional: While ACC can use certain Institutional funds as a safety net, it's prudent to plan to maintain a minimum balance of \$500,000 in cash from Institutional funds for several reasons. (1) ACC combines the County and Institutional funds in one checking account to cover shortfalls, reduce oversight costs and take advantage of banking economies of scale. County spending can fluctuate widely depending on building repair needs. (2) There are systemic delays in obtaining reimbursement for student aid and many reimbursement grants. (3) ACC also holds some historic Institutional funds with negative balances that will require substantial investigation time to correct.

Budget:

- o Budget Flexibility: Over \$29 million of the State budget is considered "formula" funding may be budgeted as needed for education operations. At mid-year, spending of \$13.8 million represents less than 48% of this budget. This is important because all other State funding have restricted purposes and may not support general operations. It's important to remember that \$199,000 is budgeted to cover shortfalls in the County budget.
- o Nonrecurring Costs: FY24 State funds have been used for certain costs unlikely to recur next fiscal year, i.e. SACSCOC accreditation visit, Presidential search, pension liability, legal costs, grant match. Also, Budget managers are compiling a list of non-recurring costs expected next year, i.e. the end of multi-year grant programs, renewal of prepaid software, new initiatives.
- o County Operating Funds: Facility costs (i.e. cleaning, safety, repair and maintenance) have increased over the past few years surpassing any increased County funding for that purpose. Mid-year spending of \$2.5 million could easily result in annual spending up to \$5 million far exceeding the \$4 million allocation. Capital project funds provided by the County will be needed to cover shortfalls in annual facility costs. Institutional funds may need to be used for this purpose in FY24.
- o Capital Funds: \$536,000 budgeted for annual repair projects will either support completion of existing projects or may be used for facility costs. No County funding is available for the list of unfunded repair projects or any unexpected repair projects. Bond funds are available via reimbursement for our two remaining bond-funded projects.
- o Budget Management: In FY24, Budget Managers have identified, given access to budgetary software and basic training to access budget reports. Purchase card spending can now be monitored by budget managers. Management has updated or developed processes to prioritize needs for items not included in the budget such as new software, equipment, or new program initiatives. An approval process has been refined to ensure that grant funding requests are for programs that can be achieved, matching funds and staffing has been identified prior to the award.

Grants and Other Funds:

- o Other Government Awards: ACC managed between 5 - 15 "grant" programs with such as AJOBS Program, Cyberskills Training, ACE Project, Telemedicine Project, Cybersecurity Program, NCAgventures, Educational Staff Training, as well as Infrastructure support i.e. Cannon IT and Welding projects and the Tobacco Trust Covington Farm Project. These require coordination between the Program Manager, Grant Team and Business Office. Ongoing effort is needed to develop processes to train program managers and ensure program success. Up to \$600,000 has been expended on these grants that has not yet been reimbursed.
- o Categorical State Funds: There are 15-30 different State categorical funds that require a "Program Manager" who must coordinate with the Business Office for monthly program & fiscal reports. These programs include (1) a variety of Student financial support (GEER, Finish Line, Longleaf); (2) student support programs (Minority Male Mentoring, Summer Accelerator); (3) Apprenticeships; (4) Basic Skills/ESL/GED; (5) Educational Initiatives (i.e. Biotechnology BBB Grant) and (6) Business & Industry Support. ACC has mixed success in handling these funds and can expect a certain percentage of funds in this category to revert to the System for use by others.

Alamance Community College -- Budget and Financial Information
 For the Month Ending December 31, 2023
 State Accounting Fund Year-to-Date Budget Report (With Prior Year Expenditures)

Exhibit A

<u>Current Expense (State)</u>	<u>Budget</u>	<u>Expended Amount</u>	<u>Unexpended Budget</u>	<u>Expended %</u>	<u>Expended Prior Year</u>
Institutional Support					
Executive Management.....	1,299,907	804,373	495,534	62%	672,571
Financial Services.....	1,640,900	537,485	1,103,415	33%	746,915
General Administration.....	2,012,021	1,090,400	921,621	54%	1,030,552
Information Systems.....	1,468,484	544,226	924,258	37%	674,289
<i>Total Institutional Support.....</i>	<i>6,421,312</i>	<i>2,976,484</i>	<i>3,444,828</i>	<i>46%</i>	<i>3,124,327</i>
Curriculum Instruction					
FY20-21 State Stabilization Funds.....	640,956	-	640,956	0%	-
Associate Degree, Diploma & Certificate.....	14,051,784	7,206,085	6,845,699	51%	7,037,955
<i>Total Curriculum Instruction.....</i>	<i>14,692,740</i>	<i>7,206,085</i>	<i>7,486,655</i>	<i>49%</i>	<i>7,037,955</i>
Continuing Education					
Occupational Education Instruction.....	1,597,322	745,720	851,602	47%	876,611
Occupational Education Support.....	748,794	305,108	443,686	41%	341,011
Basic Skills (HSE, ESL, etc.).....	1,651,279	672,480	978,799	41%	551,469
Small Business Center (SBC).....	167,222	75,831	91,391	45%	26,809
Customized, Business, & Industry Training.....	106,522	80,915	25,607	76%	47,536
Expansion Apprenticeship Program.....	349,179	79,316	269,863	23%	16,767
Literacy Special Programs.....	60,554	14,469	46,085	24%	10,826
BioBetter Grant Programs.....	284,323	72,081	212,242	25%	-
<i>Total Continuing Education.....</i>	<i>4,965,195</i>	<i>2,045,920</i>	<i>2,919,275</i>	<i>41%</i>	<i>1,871,029</i>
Academic Support					
Library/Learning Center.....	557,882	287,483	270,399	52%	332,228
Curriculum Instruction.....	1,468,308	765,280	703,028	52%	884,909
Continuing Education.....	1,321,976	467,908	854,068	35%	438,893
<i>Total Academic Support.....</i>	<i>3,348,166</i>	<i>1,520,671</i>	<i>1,827,495</i>	<i>45%</i>	<i>1,656,030</i>
Student Support					
Student Services.....	2,613,459	1,077,105	1,536,354	41%	1,108,248
Childcare.....	55,209	11,938	43,271	22%	8,844
Scholarships & Awards to Students.....	273,221	63,026	210,195	23%	123,618
<i>Total Student Support.....</i>	<i>2,941,889</i>	<i>1,152,069</i>	<i>1,789,820</i>	<i>39%</i>	<i>1,240,710</i>
Subtotal Current Expense (State).....	32,369,302	14,901,229	17,468,073	46%	14,930,051
Capital Outlay (State)					
Equipment.....	104,681	36,577	68,104	35%	375,044
BioBetter Grant Equipment.....	838,280	-	838,280	0%	-
Books.....	44,433	9,828	34,605	22%	12,948
<i>Subtotal Capital Outlay (State).....</i>	<i>987,394</i>	<i>46,405</i>	<i>940,989</i>	<i>5%</i>	<i>387,992</i>
Total Expenditures (State).....	33,356,696	14,947,634	18,409,062	45%	15,318,043

* Unadjusted and Unaudited *

Alamance Community College -- Budget and Financial Information
 For the Month Ending December 31, 2023
 County Accounting Fund Year-to-Date Budget Report (With Prior Year Expenditures)

Exhibit B

<u>Current Expense (County)</u>	<u>Budget</u>	<u>Expended Amount</u>	<u>Unexpended Budget</u>	<u>Expended %</u>	<u>Expended Prior Year</u>
<i>Total College Support Services.....</i>	610,951	361,208	249,743	59%	421,288
<u>Plant Operation and Maintenance</u>					
Plant Operations.....	2,764,119	1,792,769	971,350	65%	1,305,194
Plant Maintenance.....	654,612	318,403	336,209	49%	376,552
<i>Total Plant Operation and Maintenance.....</i>	3,418,731	2,111,172	1,307,559	62%	1,681,746
<u>Operating Transfers</u>					
To Unexpended Plant Fund.....	-	-	-	*	-
<i>Subtotal Current Expense (County).....</i>	4,029,682	2,472,380	1,557,302	61%	2,103,034
<u>Capital Outlay (County)</u>					
Maintenance Projects, Carryforward.....	175,200	50,551	124,649	29%	185,234
Maintenance Projects, Current.....	536,000	69,740	466,260	13%	35,611
<i>Subtotal Capital Outlay (County).....</i>	711,200	120,291	590,909	17%	220,845
<i>Total Expenditures (County).....</i>	4,740,882	2,592,671	2,148,211	55%	2,323,879

Alamance Community College -- Budget and Financial Information
For the Month Ending December 31, 2023
Institutional Accounting Fund Year-to-Date Activity Report (Compared to Budget)

Exhibit C

<u>Current Expense (Institutional)</u>	<u>Budget</u>	<u>Expended Amount</u>	<u>Unexpended Budget</u>	<u>Expended %</u>	<u>Expended Prior Year</u>
<u>Current Unrestricted</u>					
Institutional Support.....	54,340	142,629	(88,289)	262%	(96,685)
Curriculum Instruction.....	-	-	-	*	-
Continuing Education.....	122,000	59,160	62,840	48%	(54,130)
Academic Support.....	-	(527)	527	*	40
Student Support.....	5,531	5,182	349	94%	-
<i>Total Current Unrestricted.....</i>	<i>181,871</i>	<i>206,445</i>	<i>(24,574)</i>	<i>114%</i>	<i>(150,775)</i>
<u>Current Restricted</u>					
Institutional Support.....	264,393	132,752	131,641	50%	(150,712)
Curriculum Instruction.....	692,193	40,750	651,443	6%	20,722
Continuing Education.....	22,183	21,775	408	98%	14,495
Student Support.....	261,888	139,328	122,560	53%	85,555
CARES (Student, Institutional, SIP).....	8,402	8,401	1	100%	1,649,482
Student Aid.....	5,806,733	3,186,621	2,620,112	55%	3,031,071
<i>Total Current Restricted.....</i>	<i>7,055,792</i>	<i>3,529,627</i>	<i>3,526,165</i>	<i>50%</i>	<i>4,650,613</i>
<u>Proprietary</u>					
Institutional Support.....	50,000	6,890	43,110	14%	94,034
Curriculum Instruction.....	100,000	61,232	38,768	61%	7,174
Student Support.....	85,000	47,252	37,748	56%	180,345
Bookstore.....	100,000	44,750	55,250	45%	73,171
Vending.....	125,000	6,868	118,132	5%	7,058
<i>Total Proprietary.....</i>	<i>460,000</i>	<i>166,992</i>	<i>293,008</i>	<i>36%</i>	<i>361,782</i>
<i>Subtotal Current Expense (Institutional).....</i>	<i>7,697,663</i>	<i>3,903,064</i>	<i>3,794,599</i>	<i>51%</i>	<i>4,861,620</i>

<u>Capital Projects (Institutional)</u>	<u>Project Budget</u>	<u>Current Yr Exp</u>	<u>Remainder</u>
B&G - Backfill Project.....	436,816	-	436,816
B&G - Center of Excellence/Parking.....	19,453,093	492,164	18,960,929
B&G - Student Services Center	6,703,500	123,046	6,580,454
B&G - Public Safety Training Center	18,657,164	380,144	18,277,020
B&G - Main/Powell (Nursing Expansion)	5,088,981	70,750	5,018,231
B&G - Tobacco Trust at "The Farm"	380,550	183,821	196,729
B&G - OSBM SCIF (No project assigned)	2,600,802	6,402	2,594,400
B&G - Various Projects	303,849	90,246	213,603
<i>Subtotal Capital Outlay (Institutional).....</i>	<i>53,624,755</i>	<i>1,346,573</i>	<i>52,278,182</i>
<i>Total Expenditures (Institutional).....</i>	<i>61,322,418</i>	<i>5,249,637</i>	<i>56,072,781</i>

* Unadjusted and Unaudited *

Alamance Community College -- Budget and Financial Information
 For the Month Ending December 31, 2023
 Institutional Accounting Fund Year-to-Date Activity Report (With Ending Balances)

Exhibit D

<u>Programs (Institutional)</u>	<u>Budget</u>	<u>Beg. Program Balance (est)</u>	<u>Revenue Amount</u>	<u>Expended Amount</u>	<u>End. Program Balance</u>
Unrestricted Programs (Institutional)					
Financial Services	54,340	296,831	55,678	(142,603)	209,907
General Administration	-	(11,544)	51,774	(16)	40,214
Curriculum Instruction	-	12,336	1,635	-	13,971
Occupational Ext. Instruction	25,000	42,106	19,346	(7,737)	53,715
Thigpen Trust	-	85,233	-	(11)	85,223
Community Service	97,000	126,048	49,450	(51,423)	124,075
Library/Learning Center	-	-	-	527	527
Esport Program	5,531	-	-	(5,182)	(5,182)
<i>Total Unrestricted Programs (Institutional).....</i>	<i>181,871</i>	<i>551,010</i>	<i>177,883</i>	<i>(206,445)</i>	<i>522,448</i>
Restricted Programs (Institutional)					
College Work Study	103,166	(948)	61,415	(77,070)	(16,603)
SEOG	99,000	5,752	34,950	(34,950)	5,752
Pell Grants	5,103,078	(199,391)	2,840,509	(2,771,654)	(130,535)
Community College State Grant	132,117	(1,722)	132,701	(131,653)	(674)
Targeted Assistance Grant	-	12,005	-	-	12,005
Golden LEAF Scholarships	-	(10,250)	-	(6,563)	(16,813)
Less Than Half Time Grant	-	(4,009)	-	-	(4,009)
Scholarships	-	4,254	-	(8,256)	(4,002)
Education Lottery Financial Aid	-	1,451	-	-	1,451
Scholarships - GEER	-	(7,077)	-	-	(7,077)
Spec. Fees - CI-Nursing	50,000	6,304	25,829	(18,842)	13,291
Spec. Fees - CI-Medical Assistant.....	-	400	-	-	400
Spec. Fees - CI-Dental Assistant	-	2,488	-	-	2,488
Spec. Fees - CI-Cosmetology	-	1,646	4,270	-	5,916
Spec. Fees - CI-Automotive Technology	-	84	-	-	84
Spec. Fees - OE-Public Safety	-	9,215	21,964	-	31,179
Spec. Fees - OE-Special Programs	-	9,725	1,864	-	11,589
CARES Student Relief	8,402	(11,120)	34,393	(8,401)	14,871
CARES Institutional Relief	-	-	-	-	-
PACE-CARES Strengthening Inst Programs.....	472,538	(89,376)	196,845	(233,545)	(126,076)
GA-AJOBS (Impact Alamance).....	53,055	(1,994)	-	(2,311)	(4,305)
GA-Governors Crime Commission	-	-	-	-	-
GA-Biotech Center Grant	-	-	1,340	(10,082)	(8,742)
GA-Natl Coll Landscape Competition	-	-	-	-	-
GA-ACE Grant	108,172	(62,232)	104,894	(41,361)	1,301
GA-NCSU Biotech (5 yr) Grant.....	-	-	11,174	(1,928)	9,246
GA-NSF ATE Grant	-	-	-	-	-
GA-Truth Initiative Grant	-	-	-	-	-
GA-NSF WIND Grant	-	(23,293)	-	-	(23,293)
CI-Gene Haas Foundation	-	211	-	-	211
CI-Golden LEAF Equipment Grant	-	(9,699)	-	-	(9,699)
CI-Golden LEAF Practical Nursing Grant	200,000	-	-	(45,643)	(45,643)
CI-NSF Bioscience-FTCC	15,000	-	15,000	(13,269)	1,731
CI-C-Step Grant	12,500	(1,928)	12,500	(865)	9,707

* Unadjusted and Unaudited *

Alamance Community College -- Budget and Financial Information
 For the Month Ending December 31, 2023
 Institutional Accounting Fund Year-to-Date Activity Report (With Ending Balances)

Exhibit D

<u>Programs (Institutional)</u>	<u>Budget</u>	<u>Beg. Program Balance (est)</u>	<u>Revenue Amount</u>	<u>Expended Amount</u>	<u>End. Program Balance</u>
CI-Telemedicine Grant	-	(538,128)	-	88,526	(449,602)
CI-AHEC Grant	-	-	-	-	-
CI-Wired Machine Grant	-	-	-	-	-
CI-Stem Cell Grant	-	-	-	-	-
CI-Gear Up Grant	-	-	-	-	-
CI-AWESM Grant	218,280	(12,373)	41,614	(43,210)	(13,969)
CI-Technology Grant.....	100,000	-	-	-	-
CI-NC Agventures Grant.....	6,799	-	5,099	(3,619)	1,480
CI-Cyberskills Training Grant.....	20,000	-	10,000	-	10,000
CI-AJOBS-GCC Grant	42,025	-	-	-	-
Certification-AJOBS JCPC Grant.....	27,589	-	2,815	(3,828)	(1,013)
OE-UAW Ford Grant	-	-	-	-	-
Literacy-Scale Grant.....	-	-	-	-	-
REACH Adult Learner Project	-	7,127	-	(1,212)	5,915
Literacy-Minority Male Mentoring Grant	-	-	-	-	-
CS-Piedmont Voices	-	1,983	-	-	1,983
CS-Engineering Camp	-	1,350	-	-	1,350
Literacy-LTSA Library Grant	22,183	-	-	(20,563)	(20,563)
Literacy-Elon Village / Oak Foundation	-	-	-	-	-
SS-Smart Start Grant	-	-	-	-	-
SS-NC Works - Career Coach - Matching	-	-	-	-	-
SS-Single Stop Grant	-	-	-	-	-
SS-TechHire Grant JSCC Consortium	-	-	-	-	-
SS-East Triad Workforce Grant	-	-	-	-	-
SS-TRIO Student Support Services	261,888	(26,522)	111,706	(139,328)	(54,143)
Total Restricted Programs (Institutional)	7,055,792	(936,064)	3,670,881	(3,529,627)	(794,810)
Proprietary Programs (Institutional)					
GA-Duplicating Center (aka Print Center)	-	1,893	474	-	2,367
Aux-Public Information & Marketing	-	4,208	396	(2,382)	2,222
Aux-Student Fees Reserve (Security/SGA)					
Aux-Graduation	50,000	34,779	4,148	(4,508)	34,419
Aux-Bookstore Commissions	100,000	1,627,074	(182,653)	(44,750)	1,399,672
Aux-Snack Bar Commissions	15,000	41,426	-	(4,842)	36,584
Aux-Culinary Food Service	110,000	17,921	1,395	(2,026)	17,291
Aux-Traffic Control, Parking, and Safety	-	37,541	51,873	-	89,414
Aux-SGA	85,000	114,713	60,431	(47,252)	127,892
Aux-Technology Fee	-	8,124	47,815	-	55,939
Aux-Child Care	-	22,263	569	-	22,832
Spec. Fees - Animal Care & Management	-	507	-	-	507
Spec. Fees - Cosmetology	100,000	147,507	21,412	(61,030)	107,889
Spec. Fees - Massage Therapy	-	-	3,195	-	3,195
Spec. Fees - Automotive Technology	-	(145)	969	(202)	621
Spec. Fees - Dental Assistant	-	56,568	179	-	56,747
Spec. Fees - Occupational Extension	-	176,337	13,390	-	189,727
Total Proprietary Programs (Institutional)	460,000	2,290,716	23,593	(166,992)	2,147,317
Total Non-Plant Programs (Institutional)	7,697,663	1,905,662	3,872,357	(3,903,064)	1,874,955

* Unadjusted and Unaudited *

Alamance Community College -- Budget and Financial Information
 For the Month Ending December 31, 2023
 Institutional Accounting Fund Year-to-Date Activity Report (With Ending Balances)

Exhibit D

<u>Programs (Institutional)</u>	<u>Budget</u>	<u>Beg. Program Balance (est)</u>	<u>Revenue Amount</u>	<u>Expended Amount</u>	<u>End. Program Balance</u>
Plant Programs (Institutional)					
Building & Grounds-Backfill Project	436,816	(356,408)	229,415	-	(126,993)
Building & Grounds-Center of Excellence	22,053,895	193,938	678,406	(498,565)	373,779
Building & Grounds-Student Services Center	9,407,016	(972,220)	421,904	(123,046)	(673,362)
Building & Grounds-Public Safety Training Center	18,657,164	(1,308)	376,190	(380,144)	(5,261)
Building & Grounds-Elevated Walkway/Settlement Repair	-	-	-	-	-
Building & Grounds-Main, Powell (Nursing), Gee(Library).....	5,088,981	(28,806)	65,810	(70,750)	(33,746)
Building & Grounds-Tobacco Trust at "The Farm".....	380,550	(79,453)	208,041	(183,821)	(55,234)
Building & Grounds-Various Projects.....	303,849	(51,086)	-	(90,246)	(141,332)
<i>Total Plant Programs (Institutional)</i>	<i>56,328,271</i>	<i>(1,295,344)</i>	<i>1,979,767</i>	<i>(1,346,573)</i>	<i>(662,150)</i>
<i>Total All Programs (Institutional)</i>	<i>64,025,934</i>	<i>610,318</i>	<i>5,852,123</i>	<i>(5,249,637)</i>	<i>1,212,805</i>

DRAFT

August 2024

Sun	Mon	Tue	Wed	Thu	Fri	Sat
				1 Faculty Break 1 (12mos)	2 Faculty Break 2 (12mos)	3
4	5 Faculty Break 3 (12mos)	6 Faculty Break 4 (12mos)	7 Faculty Break 5 (12mos)	8 12 month Faculty Return Workday 1 (12mos) Open Registration	9 Workday 2 (12mos)	10
11	12 Workday 3 (12mos)	13 Workday 4 (12mos)	14 Workday 5 (12mos)	15 WD-6 (12) WD-1 (9) 9 month Faculty Return Faculty + Staff Meeting	16 WD-7 (12) WD-2 (9) Open Registration	17
18	19 Fall Semester Starts	20	21	22	23	24 Saturday Classes Start
	1	1	1	1	1	
25	26	27	28 Start of 14 week classes	29	30	31
	2	2	2	2	2	

DRAFT

September 2024

Sun	Mon	Tue	Wed	Thu	Fri	Sat
1	2 Labor Day Holiday (1) College Closed	3	4	5	6	7
		3	3	3	3	
8	9	10	11 Start of 12 week classes	12	13	14
	3	4	4	4	4	
15	16	17	18	19	20	21
	4	5	5	5	5	
22	23	24	25	26	27	28
	5	6	6	6	6	
29	30					
	6					


DRAFT

October 2024

Sun	Mon	Tue	Wed	Thu	Fri	Sat
		1	2	3	4	5
		7	7	7	7	
6	7	8	9	10	11	12
	7	8	8	8	8	
13	14 End of 1st 8 weeks	15 Fall Break Curriculum	16	17	18	19
	8	⑥ ①	⑦ ②	⑧ ③	⑨ ④	
20	21 Start of 2nd 8 weeks	22	23	24	25	26
	9	9	9	9	9	
27	28	29	30	31		
	10	10	10	10		
						○ = 12 Month Faculty Days off ○ = 9 Month Faculty Days off

DRAFT

November 2024

Sun	Mon	Tue	Wed	Thu	Fri	Sat
					1 10	2
3	4 11	5 11	6 11	7 11	8 11	9
10	11 12	12 12	13 12	14 12	15 12	16
17	18 13	19 13	20 13	21 13	22 13	23
24	25 14	26 14	27 14	28 Thanksgiving Holiday (2) College Closed 	29 Thanksgiving Holiday (3) College Closed	30 Thanksgiving Break College Closed

DRAFT

December 2024

Sun	Mon	Tue	Wed	Thu	Fri	Sat
1	2	3	4	5	6	7
	15	15	15	14	14	
8	9	10	11	12	13	14 Last day for Saturday classes
	16	16	16	15	15	
15	16 Last class day for FRIDAY (16) classes	17 END OF TERM Last class day for Thursday (16) classes	18 Grades due by 8am Required Workday 8 (12mos); 3 (9mos) Professional Development Day	19 Workday 9 (12mos); 4 (9 mos) Possible Inclement Weather Make-Up Day or Bonus Vacation Day	20 Workday 10 (12mos); 5 (9mos) Possible Inclement Weather Make-Up Day or Bonus Vacation Day	21
22	23 Holiday Break Staff Vacation Day (optional) (10) (5)	24 College Holiday (4)	25 College Holiday (5)	26 College Holiday (6)	27 College Holiday (7)	28
29	30 Holiday Break Staff Vacation Day (11) (6)	31 Staff Vacation Day (12) (7)				

DRAFT

January 2025

Sun	Mon	Tue	Wed	Thu	Fri	Sat
			1 New Year's Day Holiday (8) College Closed	2 Workday 11 (12mos); 6 (9mos)	3 Workday 12 (12mos); 7 (9mos)	4
5	6 Spring Semester Starts	7	8	9	10	11 Saturday Classes Start
	1	1	1	1	1	
12	13	14	15	16	17	18
	2	2	2	2	2	
19	20 MLK Jr. Holiday (9) College Closed	21	22	23	24	25
		3	3	3	3	
26	27	28	29	30	31	
	3	4	4	4	4	

DRAFT

February 2025

Sun	Mon	Tue	Wed	Thu	Fri	Sat
						1
2	3	4	5	6	7	8
	4	5	5	5	5	
9	10	11	12	13	14	15
	5	6	6	6	6	
16	17	18	19	20	21	22
	6	7	7	7	7	
23	24	25	26	27	28	
	7	8	8	8	8	

DRAFT

March 2025

Sun	Mon	Tue	Wed	Thu	Fri	Sat
						1
2	3 End of 1st 8 weeks 8	4 Spring Break Curriculum 13 8	5 14 9	6 15 10	7 16 11	8
9 Daylight Savings	10 Start of 2nd 8 weeks 9	11 9	12 9	13 9	14 9	15
16	17 10	18 10	19 10	20 10	21 10	22
23	24 11	25 11	26 11	27 11	28 11	29
30	31 12					

DRAFT

April 2025

Sun	Mon	Tue	Wed	Thu	Fri	Sat
		1	2	3	4	5
		12	12	12	12	
6	7	8	9	10	11	12
	13	13	13	13	13	
13	14 No Curriculum Classes Required Workday 13 (12mos); 8 (9 mos) Professional Development Day	15 No Curriculum Classes Workday 14 (12mos); 9 (9 mos) Professional Development Day	16 No Curriculum Classes Workday 15 (12mos); 10 (9 mos)	17 No Curriculum Classes Faculty Off 17 12	18 Holiday (10) College Closed	19 Holiday College Closed
20 Easter College Closed	21	22	23	24	25	26
	14	14	14	14	14	
27	28	29	30			
	15	15	15			

DRAFT

May 2025

Sun	Mon	Tue	Wed	Thu	Fri	Sat
				1 15	2 15	3
4	5 16	6 16	7 16	8 16	9 16	10 Last day for Saturday classes END OF TERM
11	12 Grades due Required Workday 16 (12mos); 11 (9 mos)	13 Workday 17 (12mos); 12 (9mos)	14 Workday 18 (12mos); 13 (9mos)	15 Workday 19 (12mos); 14 (9mos) End of 9mo contracts	16 Faculty Break 18 (12mos)	17
18	19 Faculty Break 19 (12mos)	20 Faculty Break 20 (12mos)	21 Summer Semester Starts 1	22 1	23 1	24
25	26 Memorial Day Holiday (11) College Closed	27 1	28 2	29 2	30 2	31


DRAFT

June 2025

Sun	Mon	Tue	Wed	Thu	Fri	Sat
1	2	3	4	5	6	7
	1	2	3	3	3	
8	9	10	11	12	13	14
	2	3	4	4	4	
15	16	17	18	19	20	21
	3	4	5	No Curriculum classes Workday 20 (12mos);	5	
22	23	24	25	26	27	28
	4	5	6	5	6	
29	30					
	5					

DRAFT

July 2025

Sun	Mon	Tue	Wed	Thu	Fri	Sat
		1	2	3	4 July 4th Holiday (12) College Closed 	5
6	7	8	9	10	11	12
	6	7	8	7	7	
13	14	15	16	17	18 END OF TERM	19
	7	8	8th MONDAY class	8	8	
20	21 Grades Due Required Workday 21 (12mos);	22 Faculty Break 21 (12mos)	23 Faculty Break 22 (12mos)	24 Faculty Break 23 (12mos)	25 Faculty Break 24 (12mos)	26
27	28 Faculty Break 25 (12mos)	29 Faculty Break 26 (12mos)	30 Faculty Break 27 (12mos)	31 Faculty Break 28 (12mos)		

DRAFT

August 2025

Sun	Mon	Tue	Wed	Thu	Fri	Sat
					1 Faculty Break 1 (12mos)	2
3	4 Faculty Break 2 (12mos)	5 Faculty Break 3 (12mos)	6 Faculty Break 4 (12mos)	7 12 month Faculty Return Workday 1 (12mos) Open Registration	8 Workday 2 (12mos)	9
10	11 Workday 3 (12mos)	12 Workday 4 (12mos)	13 Workday 5 (12mos)	14 Workday 6 (12mos)	15 WD-7 (12) WD-1 (9) 9 month Faculty Return Faculty + Staff Meeting	16 Saturday Classes Start
17	18 Fall Semester Starts 1	19 1	20 1	21 1	22 1	23
24	25 2	26 2	27 2	28 2	29 2	30
31						

DRAFT

September 2025

Sun	Mon	Tue	Wed	Thu	Fri	Sat
	1 Labor Day Holiday (1) College Closed	2	3	4	5	6
		3	3	3	3	
7	8	9	10	11	12	13
	3	4	4	4	4	
14	15	16	17	18	19	20
	4	5	5	5	5	
21	22	23	24	25	26	27
	5	6	6	6	6	
28	29	30				
	6	7				


DRAFT

October 2025

Sun	Mon	Tue	Wed	Thu	Fri	Sat
			1	2	3	4
			7	7	7	
5	6	7	8	9	10	11
	7	8	8	8	8	
12	13 End of 1st 8 weeks	14 Fall Break Curriculum	15	16	17	18
	8	(5) (1)	(6) (2)	(7) (3)	(8) (4)	
19	20 Start of 2nd 8 weeks	21	22	23	24	25
	9	9	9	9	9	
26	27	28	29	30	31	
	10	10	10	10	10	

DRAFT

November 2025

Sun	Mon	Tue	Wed	Thu	Fri	Sat
						1
2	3	4	5	6	7	8
	11	11	11	11	11	
9	10	11	12	13	14	15
	12	12	12	12	12	
16	17	18	19	20	21	22
	13	13	13	13	13	
23	24	25	26	27 Thanksgiving Holiday (2) College Closed 	28 Thanksgiving Holiday (3) College Closed	29 College Closed
30						


DRAFT

December 2025

Sun	Mon	Tue	Wed	Thu	Fri	Sat
	1	2	3	4	5	6
	15	15	15	14	14	
7	8	9	10	11	12	13 Last day for Saturday classes
	16	16	16	15	15	
14	15 Last class day for FRIDAY (16) classes	16 END OF TERM Last class day for Thursday (16) classes	17 Grades due by 8am Required Workday 8 (12mos); 3 (9mos) Professional Development Day(1)	18 Workday 9 (12mos); 4 (9 mos) Possible Inclement Weather Make-Up Day or Bonus Vacation Day	19 Workday 10 (12mos); 5 (9 mos) Possible Inclement Weather Make-Up Day or Bonus Vacation Day	20
21	22 Faculty Off (12 & 9 mo) (9) (5)	23 Faculty off (10) (6) College closes at 5pm	24 Holiday (4) College Closed	25 Holiday (5) College Closed	26 Holiday (6) College Closed	27
28	29 Holiday (7) College Closed Faculty off (11) (7)	30 College Closed Faculty off (12) (8) Staff Vacation Day	31 College Closed Staff Vacation Day			

DRAFT

January 2026

Sun	Mon	Tue	Wed	Thu	Fri	Sat
				1 New Year's Day Holiday (8) College Closed	2 Faculty off (13) (9) Staff Vacation Day	3
4	5 Faculty + Staff Return Workday 11 (12mos); 6 (9 mos)	6 Workday 12 (12mos); 7 (9 mos)	7 Workday 13 (12mos); 8 (9 mos)	8 Spring Semester Starts 1	9 1	10 Saturday Classes Start
11	12 1	13 1	14 1	15 2	16 2	17
18	19 MLK Jr. Holiday (9) College Closed	20 2	21 2	22 3	23 3	24
25	26 2	27 3	28 3	29 4	30 4	31

DRAFT

February 2026

Sun	Mon	Tue	Wed	Thu	Fri	Sat
1	2	3	4	5	6	7
	3	4	4	5	5	
8	9	10	11	12	13	14
	4	5	5	6	6	
15	16	17	18	19	20	21
	5	6	6	7	7	
22	23	24	25	26	27	28
	6	7	7	8	8	

DRAFT

March 2026

Sun	Mon	Tue	Wed	Thu	Fri	Sat
1	2 7	3 8	4 8	5 End of 1st 8 weeks 8th MONDAY Class	6 No Curriculum Classes Workday 14 (12mos); 9 (9 mos) Professional Development Day(3)	7
8	9 No Curriculum Classes Workday 15 (12mos); 10 (9 mos) Professional Development Day(4)	10 (14) (10)	11 (15) (11)	12 (16) (12)	13 (17) (13)	14
						
15	16 Start of 2nd 8 weeks 9	17 9	18 9	19 9	20 9	21
22	23 10	24 10	25 10	26 10	27 10	28
29	30 11	31 11				

DRAFT

April 2026

Sun	Mon	Tue	Wed	Thu	Fri	Sat
			1	2 No Curriculum Classes Faculty Off (18) (14)	3 Holiday (10) College Closed	4 Holiday College Closed
			11			
5 Easter College Closed	6	7	8	9	10	11
	12	12	12	11	11	
12	13	14	15	16	17	18
	13	13	13	12	12	
19	20	21	22	23	24	25
	14	14	14	13	13	
26	27	28	29	30		
	15	15	15	14		

DRAFT

May 2026

Sun	Mon	Tue	Wed	Thu	Fri	Sat
					1 14	2
3	4 16	5 16	6 16	7 15	8 15	9 Last day for Saturday classes
10	11 Last class day for FRIDAY (16) classes	12 END OF TERM Last class day for THURSDAY (16) classes	13 Grades due Required Workday 16 (12mos); 11 (9mos)	14 Workday 17 (12mos); 12 (9mos)	15 Workday 18 (12mos); 13 (9mos) End of 9mo contracts	16
17	18 Faculty Break 19 (12mos)	19 Faculty Break 20 (12mos)	20 Faculty Break 21 (12mos)	21 Summer Semester Starts 1	22 1	23
24	25 Memorial Day Holiday (11) College Closed	26 1	27 1	28 2	29 2	30
31						

DRAFT

June 2026

Sun	Mon	Tue	Wed	Thu	Fri	Sat
	1	2	3	4	5	6
	1	2	2	3	3	
7	8	9	10	11	12	13
	2	3	3	4	4	
14	15	16	17	18	19	20
	3	4	4	5	No Curriculum Classes Workday (19)	
21	22	23	24	25	26	27
	4	5	5	6	5	
28	29	30				
	5	6				

DRAFT

July 2026

Sun	Mon	Tue	Wed	Thu	Fri	Sat
			1	2	3 July 4th Holiday (12) College Closed	4
			6	7		
5	6	7	8	9	10	11
	6	7	7	8	6	
12	13	14	15	16	17	18
	7	8	8	7th FRIDAY Class	8th FRIDAY Class	
19	20 END OF TERM	21 Grades due Required Faculty Workday (20)	22 Faculty Break 22 (12mos)	23 Faculty Break 23 (12mos)	24 Faculty Break 24 (12mos)	25
	8					
26	27 Faculty Break 25 (12mos)	28 Faculty Break 26 (12mos)	29 Faculty Break 27 (12mos)	30 Faculty Break 28 (12mos)	31 Faculty Break 29 (12mos)	

Alamance Community College
Student Government Association Report

January 8th, 2024

Since our last meeting, we held our Student Health, Wellness, and Safety fair on November 15th. It was not only successful but beneficial to everyone that attended. The students enjoyed the assortment of healthy snacks, CPR demonstrations, amazing Winston the therapy dog, and blood pressure checkups. We had approximately 75 people in attendance.

The SGA Executive Board and I attended the SGA planning retreat on December 1st at Niobe where we ate lunch and discussed our plans for the Spring Semester. Later that evening we attended the Super Bowl(ing) food drive event. This was the last event scheduled for the Food Lion Collegiate Hunger Challenge where various clubs attended and everyone was elated to contribute to our Food Pantry and enjoy a night of bowling with friends while simultaneously enjoying prizes and refreshments. I hope to continue encouraging the SGA and student clubs to contribute to the Adopt a Shelf initiative by introducing incentives for clubs to contribute to our existing resources on campus.

On December 6th, I attended my first Public Officials Breakfast as the SGA President and felt honored to give a speech to the people that continue to shape and work diligently to enhance this institution. In addition to that the food was amazing.

December 13th was the SGA Stress Relief event, and the students were so grateful and happy for the cider, hot cocoa, Christmas cookies, assortment of snacks and most importantly the amazing services offered here from our Esthetics and Massage Therapy students like chair massages, hand massages, and skin diagnoses. I had a blast, and it was very much needed for everyone that was feeling the intensity of finals week. We had approximately 200 people in attendance.

Today we welcomed students back to campus with an assortment of breakfast items set up in AATC, the Powell Building, Biotechnology Building, and the Main Building and I am looking forward to an exciting and progressive semester.

This concludes my report.

Azavia Jones

2023-2024 SGA President

Report of SEI Filing and Ethics Education Status

First name	Last Name	Last SEI Received Date	Last Education Received Date	Next Education Due Date
James	Butler	2/16/2023	4/12/2023	4/12/2025
Steve	Carter	2/8/2023	5/10/2023	5/10/2025
Roslyn	Crisp	3/13/2023	3/13/2023	3/13/2025
Julie	Emmons	4/11/2023	8/29/2022	8/29/2024
Anthony	Foriest	4/9/2023	2/21/2022	2/21/2024
Powell	Glidewell	5/5/2023	12/15/2021	12/15/2024
William	Gomory	1/24/2023	7/13/2022	7/13/2024
Mark	Gordon	5/3/2023	7/8/2022	7/8/2024
Sylvia	Munoz	5/3/2023	8/7/2022	8/7/2024
Charles	Scott	1/17/2023	3/30/2023	3/30/2025
Ken	Walker	7/5/2023	9/1/2023	9/1/2025
Blake	Williams	3/5/2023	9/1/2023	9/1/2025

See <https://ethics.nc.gov/education/webinar-public-servants-and-ethics-liaisons> to register for the ethics training webinar.

FY 23-24 & FY 24-25 To-Date Grants

	ACC Department	Funder	Grantor Contribution/Award Amount	Duration of Grant	Period of Performance
2023-2024					
EV Charging Zero Emission Vehicle Infrastructure Program	Facilities	NCDAQ/NCDEQ	\$79,104		
Public Safety Training Center and Firing Range	Public Safety Training	NC Legislature Appropriation	\$5,500,000		
Dillingham Center (MCC but one year)	Continuing Ed	NC Legislature Appropriation	\$500,000		
Alamance Juvenile Opportunity Bridge (AJOB)	Applied Engineering	Governor's Crime Commission (DOJ)	\$168,101	2 years	Jan 1, 2024 - Dec 31, 2025
Practical Nursing High-Cost Workforce Start-Up Fund Program	Nursing	NCCCS	\$500,000	2 years	Nov 20, 2023 - June 30, 2025
AACC Cyber Skills for All	Computer Info Technology	AACC via Microsoft	\$20,000	1 year	Nov 1, 2023 - October 31,2024

FY 23-24 & FY 24-25 To-Date Grants

	ACC Department	Funder	Grantor Contribution/Award Amount	Duration of Grant	Period of Performance
Public Safety - Radios	Public Safety	Governor's Crime Commission (DOJ)	\$13,800	1 year	Oct 1, 2023 - Sept 30, 2024
LSTA - Creating the Contemporary Learning Community	Learning Resource Center	LSTA (Library Services and Technology Act)	\$22,183	1 year	July 1, 2023 - June 30, 2024
Alamance Juvenile Opportunity Bridge (AJOB)	Applied Engineering	Roots & Wings (JCPC)	\$12,640	6 months	July 1, 2023 - Dec 31, 2023
Addressing the Healthcare Workforce Crises: Starting a Practical Nursing Program at ACC	Nursing	Golden LEAF	\$200,000	16 months	June 1, 2023 - Sept 30, 2024
NC AgVentures	Agriculture	NCSU/NC Tobacco Trust Fund Commission	\$6,799	9 months	May 1, 2023 - January 31, 2024
Cybersecurity - State and Local Cybersecurity Grant Program (SLCGP) - Addressing Critical Cyber Risks	Information Services	NCDPS/EM (FEMA)	\$100,000	3 years	Dec 1, 2022 - Febr 28, 2026
Carolina Access 100 - Our State Our Work (OSOW)	Apprenticeships	UNC Chancellor's Office and Blue Cross/Blue Shield of NC	\$10,000	1.5 years	July 1, 2022 - Dec 30, 2023

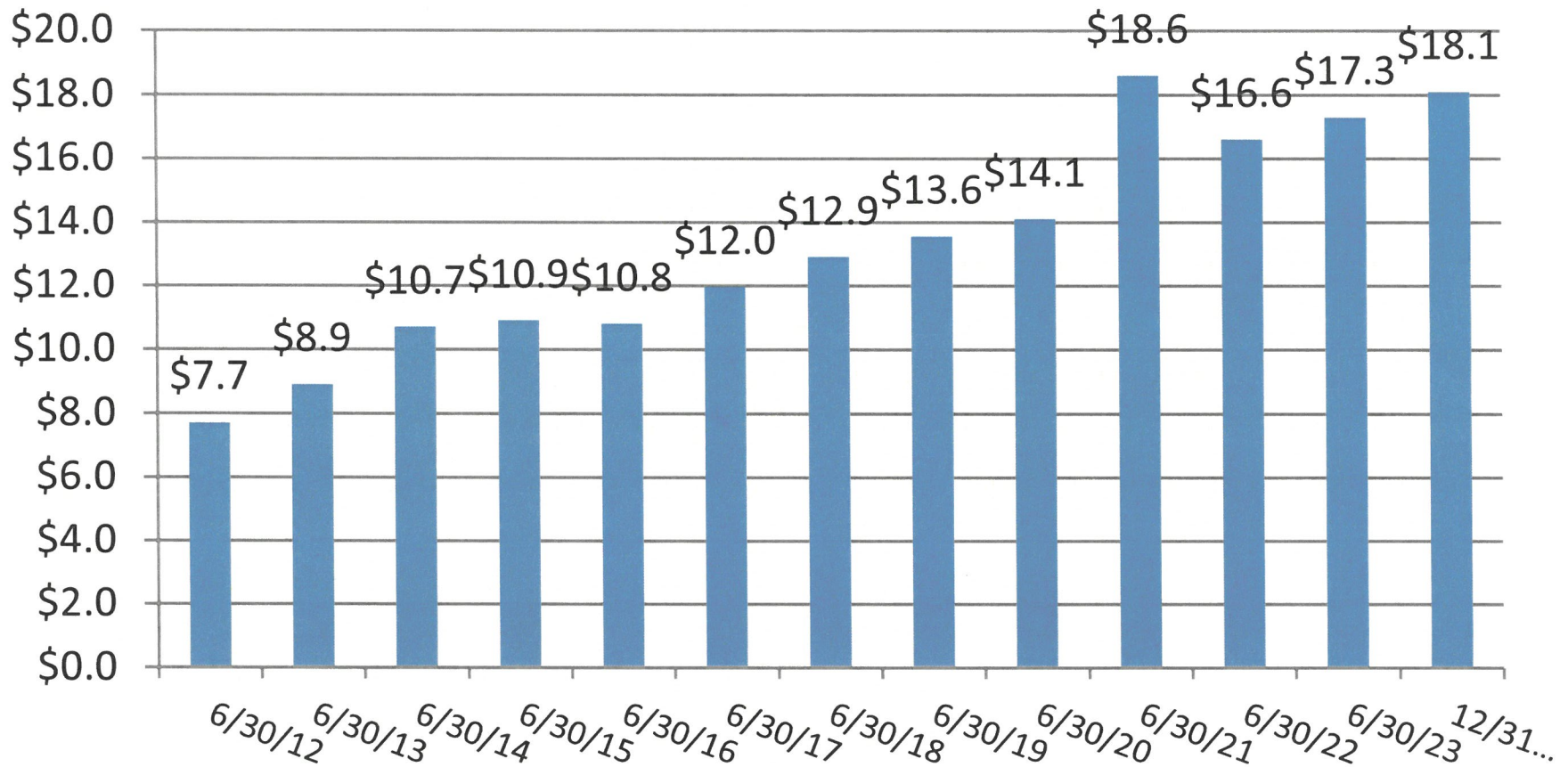
FY 23-24 & FY 24-25 To-Date Grants

	ACC Department	Funder	Grantor Contribution/Award Amount	Duration of Grant	Period of Performance
Carolina Access 100 - Our State Our Work (OSOW)	Apprenticeships	UNC Chancellor's Office and Blue Cross/Blue Shield of NC	\$5,000	1.5 years	July 1, 2022 - Dec 30, 2023
Suicide Prevention - QPR	Institutional Effectiveness	NCCCS	no-cost training	1 year	July 1, 2022 - June 30, 2024
Total to Date			\$7,137,627		
2022-2023					
Build Back Better - Triangle, BioBetter	Biotech and Continuing Education	US Economic Development Administration (EDA)	\$2,507,601	3 years	Nov 1, 2022 - Oct 31, 2025
American Cutting Edge (ACE)	Machining	Department of Defense	\$398,425	3 years	Nov 1, 2022 - Sept 30, 2025
Steps4Growth - Good Jobs Challenge	HVAC	Department of Commerce	\$200,000	3 years	Sept 2022 - Aug 1, 2026
IS Server Room HVAC	Information Services	Charles A Cannon Charitable Trusts	\$177,922	1 year	Dec 19, 2022 - Mar 31, 2024

FY 23-24 & FY 24-25 To-Date Grants

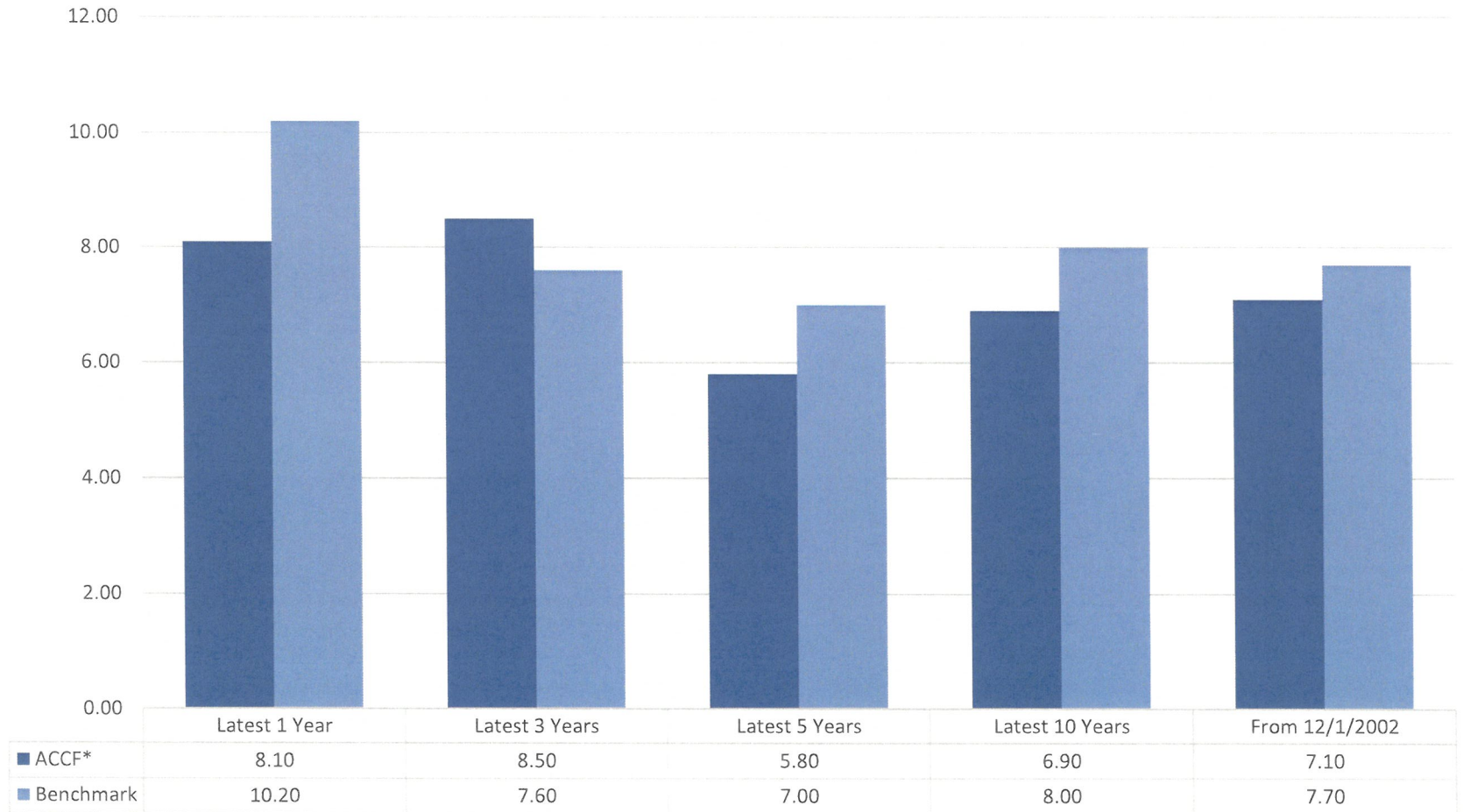
	ACC Department	Funder	Grantor Contribution/Award Amount	Duration of Grant	Period of Performance
Expanding Economic Impact - Dental Assisting Location at UNC-Ch	Dental	NC Community College System	\$93,908	1 year	July 1, 2022 - July 30, 2023
Juvenile Diversion Grant (AJOB)	Applied Engineering	Impact Alamance	\$53,000	1 year	Sept 2022 - Dec 31, 2023
Governor's GEER Funds - Suicide Prevention (QPR)	Student Services & SACSCOC Quality Enhancement Plan	NC Community College System	\$12,500	2 years	July 1, 2022 - June 30, 2024
Build Back Better - Triangle, BioWork Pre Apprenticeship Program	Apprenticeship/Con Ed/Biotechnology	US Economic Development Administration (EDA)	\$8,700	3 years	Nov 1, 2022 - Oct 31, 2025
Total			\$3,452,056		

Value of ACCF Financial Assets (millions)





ACCF – Performance (as of June 30, 2023)



*ACCF returns are net of fees.

■ ACCF* ■ Benchmark



From an ACC Student

Dear donor,

Thank you so much for the scholarship I have received. Thanks to the ACC Foundation Scholarship I have been able to begin fulfilling classes for my Bachelors of Science in Biology. I plan to research the genetics of cancer as well as study cancer resistance and limb regeneration in certain species.

I am honored to learn at ACC. With this gift my tuition has been covered. I intend to make the most out of my current classes.

Thank you for giving students a path to realize their dreams.



**Sincerely,
Anonymous**


117